



EASY TO
INSTALL



RELIABLE AND
STURDY



KIT WITH
ADVANCED
ACCESSORIES



Ditec TS 35 AC

EN


230 V AC telescopic automation for swing gates with wing up to 3.5 m



EASY TO INSTALL

Ditec TS 35 is the new **irreversible telescopic operator for swing gates** for frequent use and residential applications.


Quick to install, in just three simple steps: with the gate closed, fix the motor onto the pillar using the pre-drilled bracket plate, extend the telescopic arm and fasten it to the gate wing.



EXTREMELY STURDY

built reliable to last longer

- the use of **stainless steel** for the motor shaft, gears and screw ensures superior durability
- ball bearings for **smooth operation** and powerful motor guarantees **high thrust force**
- configurable **deceleration** settings for both opening and closing cycles
- the pre-drilled brackets **are thicker** than competitors to withstand more effectively the torsional and shear forces



The KITS that make the difference



Discover the advanced functions available when using TS 35 AC and Ditec LCA control panels together with Ditec control and security accessories:

- **LIN2 compact photocells** adjustable beam direction
- **ZEN remote controls** with rolling code or AES-128 encrypted protocol, with literally billions of billions of possible combinations to make cloning impossible
- **Ditec FLM multi-voltage flashing light** with built-in flashing circuit and with a choice of white, blue, green, yellow or orange signal light colours (only included in complete kit versions)

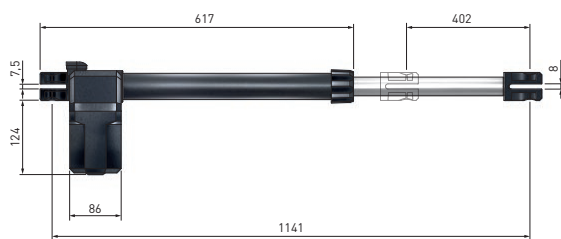


Ditec LCA - NEW UNIVERSAL CONTROL PANELS for 230 V AC motors

- **menu with configuration wizard (Wizard WZ)** to configure the control panel quickly and simply during initial setup: just choose the operating logic, the number of gate wings and whether or not to enable automatic closing, memorize the remote controls, and you're ready to go!
- **pre-configured operating logics:** automatic operation with or without deceleration at end of travel, timer-controlled operation with or without deceleration at end of travel, and timer-controlled operation with force limitation
- in case of specific needs, installers can adjust **more than 100 parameters**, using the easy-to-use menu, the display and the navigation buttons
- **Green Mode** to save energy and money when control panel is in standby state
- **Integrated diagnostics** with counters and recent alarms log (shown on the control panel display)



See the dedicated documentation for more information on control panels.



Description	TS35AC
Electromechanical actuator	Irreversible
Maximum load	400 Kg x 1.5 m 300 Kg x 3.5 m
Motor power feed	230 V AC - 50 Hz
Max absorption	1.5 A
Power absorbed	330W
Max thrust	3500 N
Opening speed	18 s to 22 s / 90°
Maximum stroke	400mm

Description	TS35AC
Intermittent operation	S2 = 10 min / S3 = 30%
Service class	frequent, up to 100,000 cycles
Release system for manual opening	key-operated
Operating temperature	-20°C ÷ +55°C [-35°C ÷ +55°C with NIO system]
Protection rating	IP33
Weight (kg)	4
Control panel	LCA70 or LCA80

FULLY COMPLIANT WITH EU DIRECTIVES AND STANDARDS

- 2014/30/EU - **EMCD** - Electromagnetic compatibility directive
- 2014/53/EU - **RED** - Radio equipment directive
- 2006/42/CE - **Machinery Directive** - (Annex II-B; Annex II-A; Annex I-Chapter 1)



Cert. No. 0957/6

Entrematic Italy S.p.A.

Largo U. Boccioni, 1 - 21040 Origgio (VA) - Italy
Tel +39 02 963911 - Fax: +39 02 9650314
ditec@entrematic.com
www.ditecentrematic.com

Cod. N230B - 07/2020
Ditec TS 35 AC