




**AUTOMATIC ENTRANCE SPECIALISTS**

## PAM16ACT

IP1700 - rev. 2008-02-07



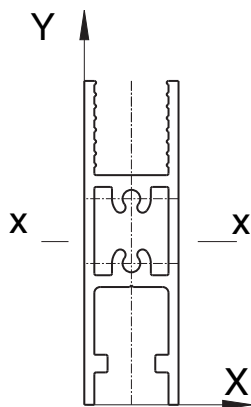
- ① Manuale di assemblaggio  
profili per porte scorrevoli  
telescopiche
- ② GB Assembly handbook for  
telescopic sliding door  
profiles
- ③ F Manuel d'assemblage  
des profils pour portes  
coulissantes télescopique
- ④ D Zusammenbauanleitung  
für Schiebe- und  
Teleskoptüren Profilen
- ⑤ E Manual de ensablaje  
perfiles para puertas  
correderas telescòpica



DITEC S.p.A.  
Via Mons. Banfi, 3 - 21042 Caronno Pertusella (VA) - ITALY  
Tel. +39 02 963911 - Fax +39 02 9650314  
[www.ditec.it](http://www.ditec.it) - [ditec@ditecva.com](mailto:ditec@ditecva.com)

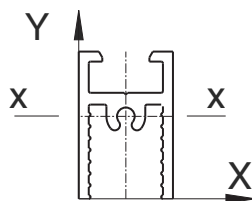
ISO 9001  
Cert. n° 0957

### Art. 1522



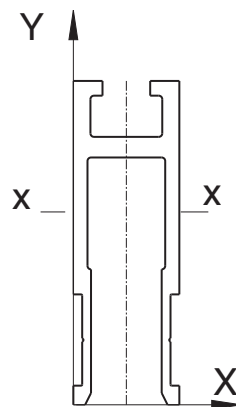
**Xg = 8 mm**  
**Yg = 27.72 mm**  
**Ixx = 59632.1 mm<sup>4</sup>**  
**Iyy = 10671.5 mm<sup>4</sup>**

### Art. 1523



**Xg = 8 mm**  
**Yg = 14.25 mm**  
**Ixx = 5778.65 mm<sup>4</sup>**  
**Iyy = 5078.33 mm<sup>4</sup>**

### Art. 1356



**Xg = 9 mm**  
**Yg = 32.75 mm**  
**Ixx = 75702 mm<sup>4</sup>**  
**Iyy = 15367 mm<sup>4</sup>**

#### Profili serie Pam16

Le prove effettuate in laboratorio ed in sede d'opera conducono ad una portata massima dell'anta mobile di 80 kg.

Per una verifica strutturale più accurata, si riportano i momenti di inerzia dei profili portanti (Dis. n° 1522, 1356 e 1523) e le tipologie di installazione indicate nel presente manuale.

**ATTENZIONE: utilizzare solo vetro temperato.**

#### Pam16 profiles

Laboratory and field tests have shown maximum mobile wing capacity to be 80 kg.

For a more accurate determination of structural resistance, check the moments of inertia of the load bearing sections (Dis. n° 1522, 1356 and 1523) and installation types as specified in the present manual.

**WARNING: use tempered glass only**

#### Profils serie Pam16

Les tests effectués en laboratoire et lors de la mise en oeuvre conduisent à poids maximum du châssis de 80 kg. Pour vérifier la structure d'une façon plus précise, contrôler les moments d'inertie des profiles portants (Dis. n° 1522, 1356 et 1523) et les types d'installation indiqués dans le présent manuel.

**ATTENTION: utiliser du verre trempé seul.**

#### Pam16 Profilen

Die im Labor und vor Ort durchgeführten Versuche ergeben eine maximale Tragfähigkeit der Tür von 80 kg.

Um eine genauere strukturelle Überprüfung durchzuführen, müssen die Massenträgheitsmomente der tragenden Profile (Dis. n° 1522, 1356 und 1523) und die Art der Installation geprüft werden, die im vorliegenden Handbuch beschrieben wird.

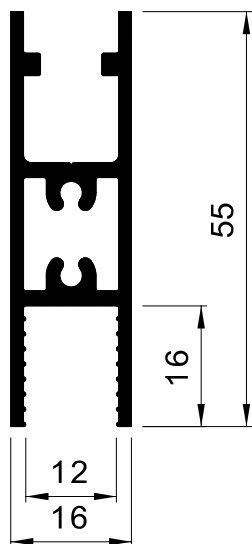
**Achtung: nur gemäßigtes Glas benutzen.**

#### Perfiles serie Pam16

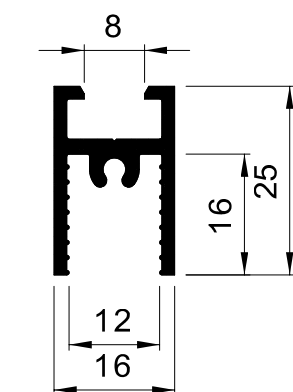
Las pruebas efectuadas en laboratorio y su puesta en práctica conducen a un peso máximo de la carpintería de 80 kg.

Para verificar la estructura de una manera más precisa controlar los momentos de inercia de los perfiles portantes (Dis. n° 1522, 1356 und 1523) y los tipos de instalación en el presente manual.

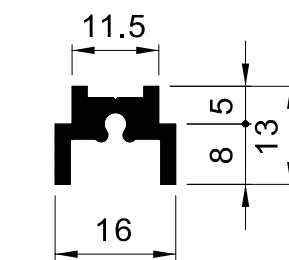
**ATENCION: sólo utilizar vidrio templado.**



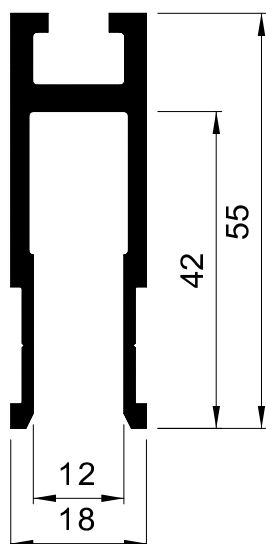
**1522**  
Kg/ml 0,782



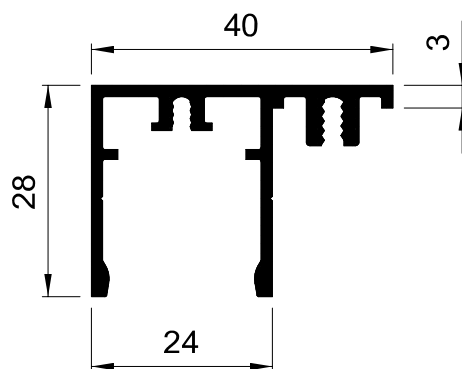
**1523**  
Kg/ml 0,372



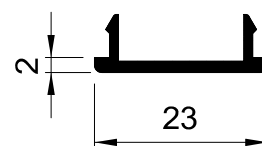
**1524**  
Kg/ml 0,255



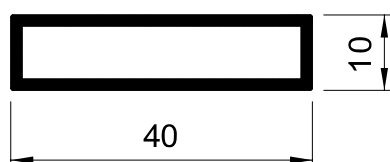
**AC1356**  
Kg/ml 0,837



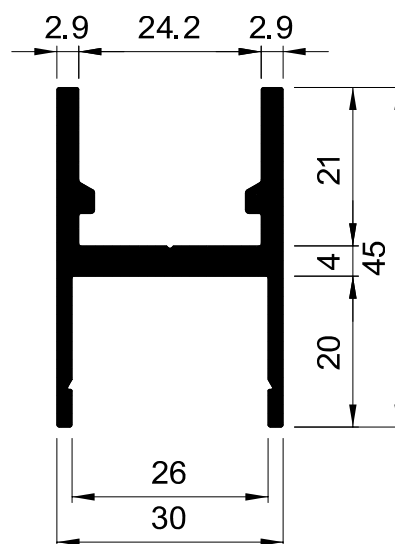
**1525**  
Kg/ml 0,547



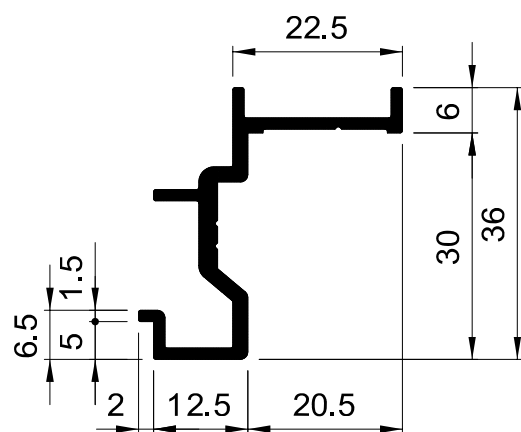
**P598**  
kg/m 0,137



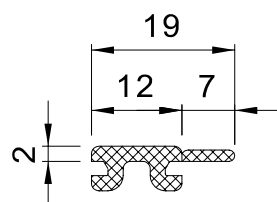
**401015**  
Kg/ml 0,380



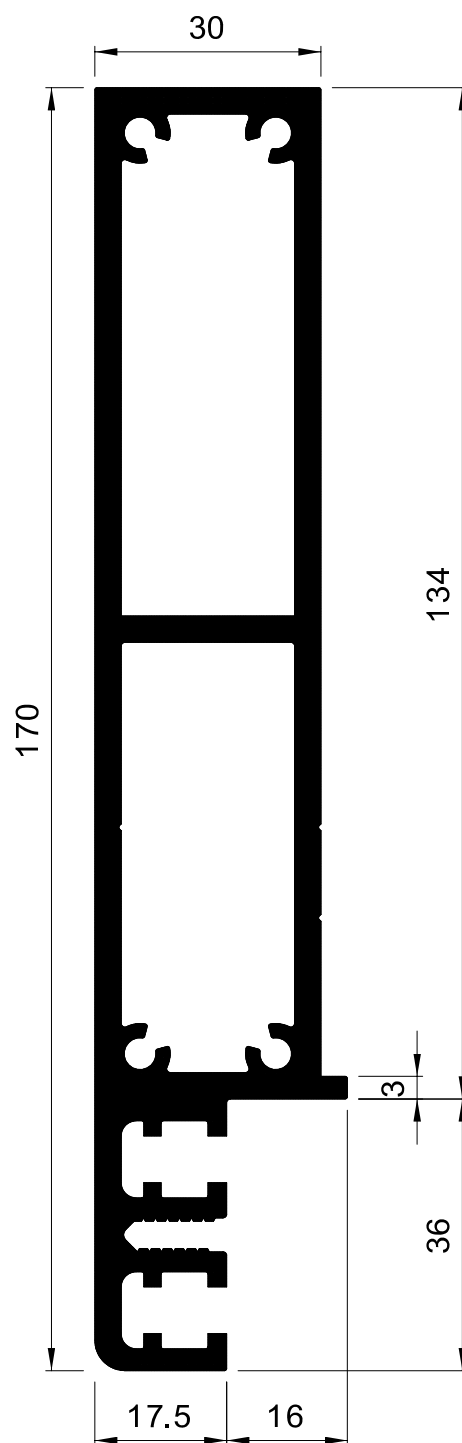
**2086**  
kg/m 0,907



2458  
kg/m 0,434




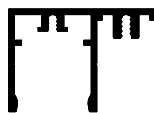









1526A

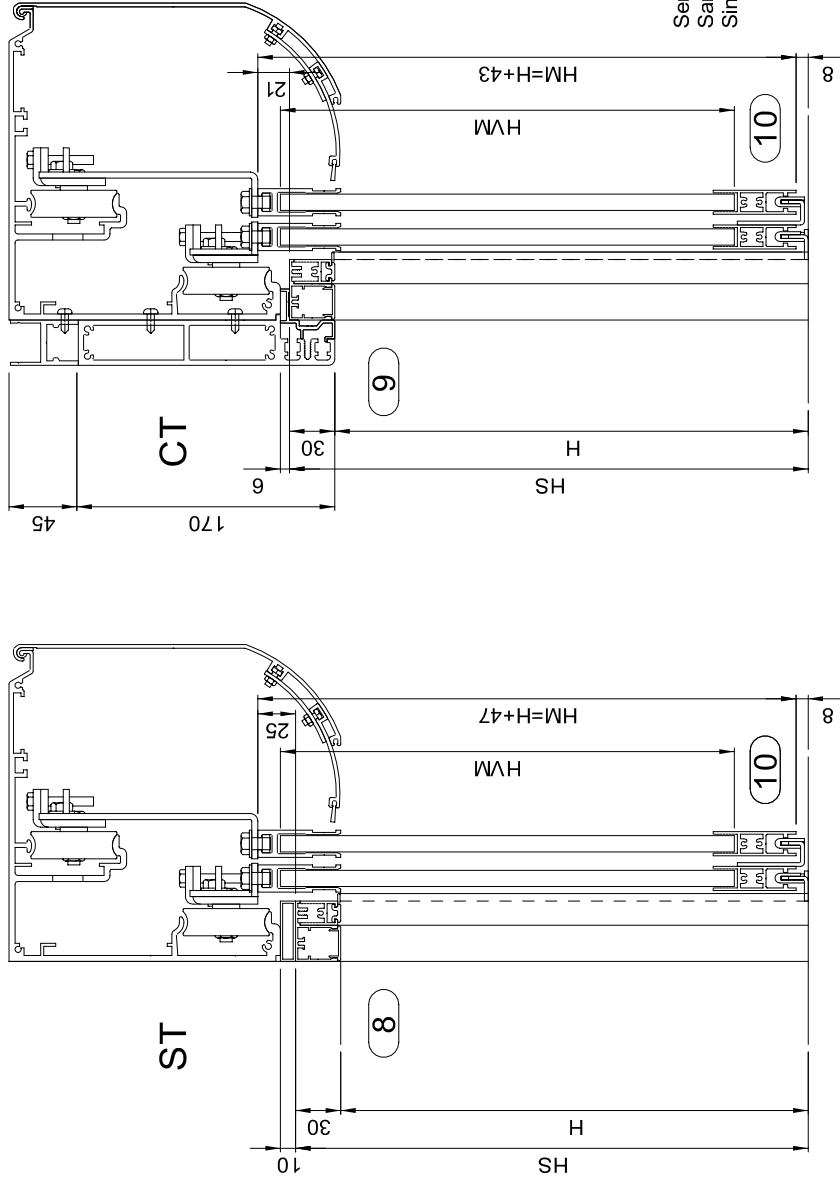
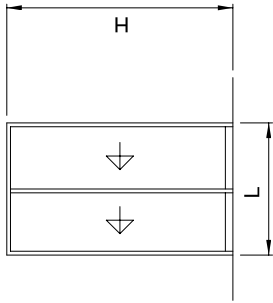
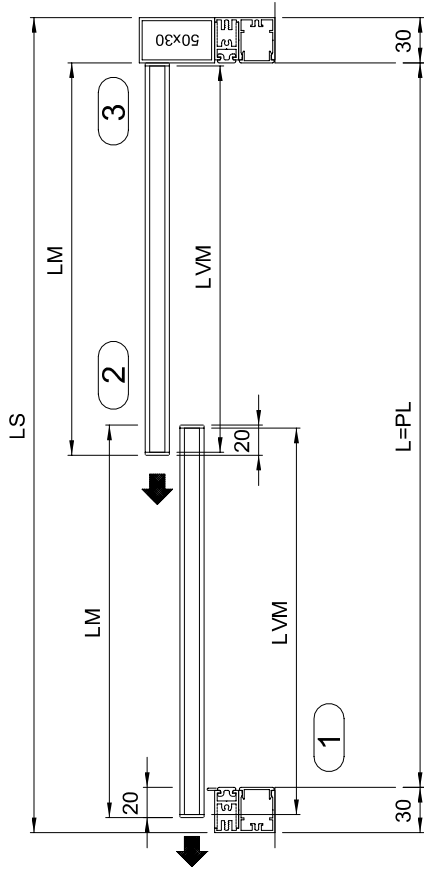


2457  
kg/m 4,30



|   | Dis. N° | Cod. listino | Descrizione  |
|---|---------|--------------|--|
|    | 1522    | V1522G25     | Profilo orizzontale inferiore L=2520, GREZZO<br>Lower horizontal profile L=2520, RAW<br>Sockelprofil für Fahrflügel und Seitenteil L=2520, ROH<br>Profil horizontal inférieure L=2520, BRUT<br>Perfil horizontal inferior L=2520, BRUTO                            |
|   |         | V1522N25     | Profilo orizzontale inferiore L=2520, EURAS C0<br>Lower horizontal profile L=2520, SILVER ANODIZED<br>Sockelprofil für Fahrflügel und Seitenteil L=2520, EV1<br>Profil horizontal inférieure L=2520, NATUREL<br>Perfil horizontal inferior L=2520, ANODIZADO PLATA |
|    | 1523    | V1523G25     | Profilo verticale L=2520, GREZZO<br>Vertical profile L=2520, RAW<br>Pfostenprofil für Fahrflügel und Seitenteil L=2520, ROH<br>Profil vertical L=2520, BRUT<br>Perfil vertical L=2520, BRUTO   |
|   |         | V1523N25     | Profilo verticale L=2520, EURAS C0<br>Vertical profile L=2520, SILVER ANODIZED<br>Pfostenprofil für Fahrflügel und Seitenteil L=2520, EV1<br>Profil vertical L=2520, NATUREL<br>Perfil vertical L=2520, ANODIZADO PLATA  |
|    | 1524    | V1524G25     | Profilo base anta fissa L=2520, GREZZO<br>Fixed wing base profile L=2520, RAW<br>Bodenbefestigungsprofil für Seitenteil L=2520, ROH<br>Profil de fixation pour vantail fixe L=2520, BRUT<br>Perfil base hoja fija L=2520, BRUTO                                    |
|   |         | V1524N25     | Profilo base anta fissa L=2520, EURAS C0<br>Fixed wing base profile L=2520, SILVER ANODIZED<br>Bodenbefestigungsprofil für Seitenteil L=2520, EV1<br>Profil de fixation pour vantail fixe L=2520, NATUREL<br>Perfil base hoja fija L=2520, ANODIZADO PLATA         |
|  | 1525    | V1525G25     | Perimetrale di cornice L=2520, GREZZO<br>Contour frame profile L=2520, RAW<br>Blendrahmen L=2520, ROH<br>Profil d'encadrement de baie L=2520, BRUT<br>Perfil perimetral de marco L=2520, BRUTO   |
|   |         | V1525N25     | Perimetrale di cornice L=2520, EURAS C0<br>Contour frame profile L=2520, SILVER ANODIZED<br>Blendrahmen L=2520, EV1<br>Profil d'encadrement de baie L=2520, NATUREL<br>Perfil perimetral de marco L=2520, ANODIZADO PLATA  |
|  | P598    | VP598G25     | Profilo a scatto L=2520, GREZZO<br>Snap-on cover profile L=2520, RAW<br>Abdeckprofil L=2520, ROH<br>Parclose pour 1525 L=2520, BRUT<br>Perfil de cierre L=2520, BRUTO  |
|   |         | VP598N25     | Profilo a scatto L=2520, EURAS C0<br>Snap-on cover profile L=2520, SILVER ANODIZED<br>Abdeckprofil L=2520, EV1<br>Parclose pour 1525 L=2520, NATUREL<br>Perfil de cierre L=2520, ANODIZADO PLATA   |
|  | AC1356  | AC1356       | Attacco anta in cristallo, GREZZO<br>Glass wing attachment, RAW<br>Profil glace, BRUT<br>Aufhängungsprofil für Ganzglasflügel, ROH<br>Perfil de la hoja de cristal, BRUTO  |
|   |         | AC1356N      | Attacco anta in cristallo, EURAS C0<br>Glass wing attachment, SILVER ANODIZED<br>Profil glace, NATUREL<br>Aufhängungsprofil für Ganzglasflügel, EV1<br>Perfil de la hoja de cristal, ANODIZADO PLATA   |

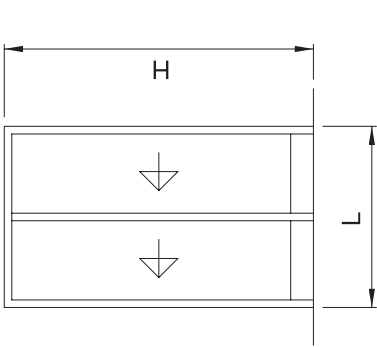
|   | Dis. N° | Cod. listino         | Descrizione  |
|---|---------|----------------------|--|
|    | 401015  | V401015G65           | Tubo alluminio 40x10x1.5 L=6500, GREZZO<br>Aluminium square section 40x10x1.5 L=6500, RAW<br>Aluminiumröhre 40x10x1.5 L=6500, ROH<br>Tuyau d'aluminium 40x10x1.5 L=6500, BRUT<br>Tubo en aluminio 40x10x1.5 L=6500, BRUTO  |
|    | 2458    | V2458G25<br>V2458G50 | Profilo per 2097 e 2457 L=2520/5050, GREZZO<br>Profile for 2097 and 2457 L=2520/5050, RAW<br>Profil für 2097 und 2457 L=2520/5050, ROH<br>Profil pour 2097 et 2457 L=2520/5050, BRUT<br>Perfil para 2097 y 2457 L=2520/5050, BRUTO   |
|   |         | V2458N25<br>V2458N50 | Profilo per 2097 e 2457 L=2520/5050, EURAS C0<br>Profile for 2097 and 2457 L=2520/5050, SILVER ANODIZED<br>Profil für 2097 und 2457 L=2520/5050, EV1<br>Profil pour 2097 et 2457 L=2520/5050, NATUREL<br>Perfil para 2097 y 2457 L=2520/5050, ANODIZADO PLATA                                    |
|    | 2086    | V2086G25<br>V2086G50 | Profilo superiore anta mobile L=2520/5050, GREZZO<br>Mobile wing upper horizontal profile L=2520/5050, RAW<br>Profil supérieur vantail pour mobile L=2520/5050, BRUT<br>Sockelprofil : Fahrfl./Pfostenprofil für Seitenteil L=2520/5050, ROH<br>Perfil superior hoja móvil L=2520/5050, EN BRUTO |
|   | 2457    | V2457G33             | Profilo trave portante per REX/BIS-V/BIS-T<br>L=3300/4400/6600, GREZZO<br><br>Supporting beam for REX/BIS-V/BIS-T<br>L=3300/4400/6600, RAW   |
|   |         | V2457G44             | Poutre de renfort pour REX/BIS-V/BIS-T<br>L=3300/4400/6600, BRUT<br><br>Kämpferprofil zur Aufnahme der Seitenteil für REX/BIS-V/BIS-T<br>L=3300/4400/6600, ROH   |
|   |         | V2457G66             | Perfil transversano de carga para REX/BIS-V/BIS-T<br>L=3300/4400/6600, EN BRUTO  |
|  | 1526A   | R1526AR30            | Guarnizione chiusura ante PAM16, L=30 m<br>PAM16 wings closure gasket, L=30 m<br>Gummiabdeckprofil PAM16, L=30 m<br>Joint pour PAM16, L=30 m<br>Goma vertical lateral, L=30 m  |
|   |         |                      |  |
|   |         |                      |  |
|   |         |                      |  |



| Rif. | Regola   |
|------|----------|
| L    |          |
| H    |          |
| PL   | L        |
| LS   | L+60     |
| HS   | H+30     |
| LM   | PL/2+20  |
| HM   | ST<br>CT |
| LVM  | LM-4     |
| HVM  | HM-55    |
|      |          |
|      |          |
|      |          |
|      |          |
|      |          |
|      |          |
|      |          |

## Su muro - On wall - Au mur An der Wand - En pared

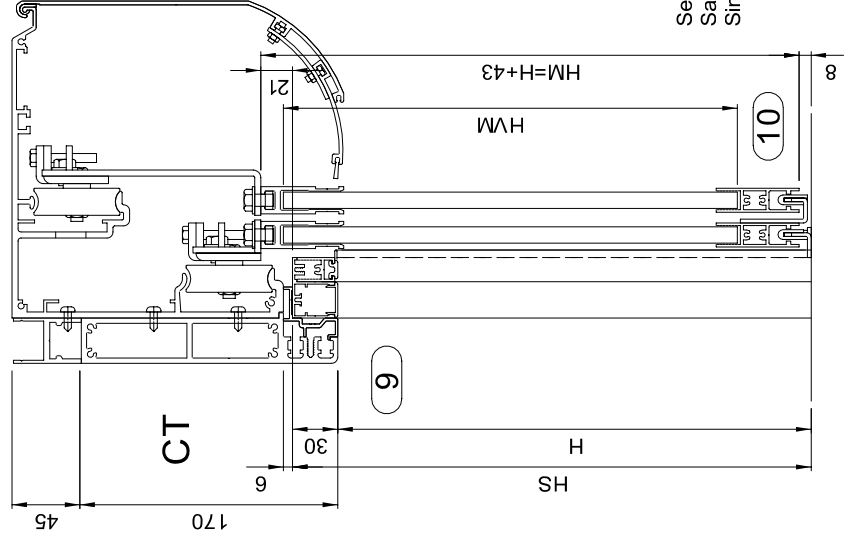
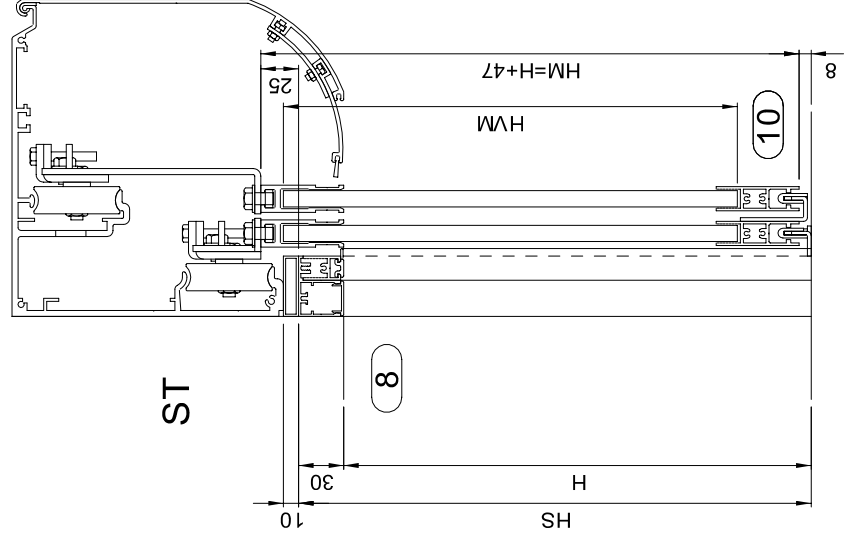
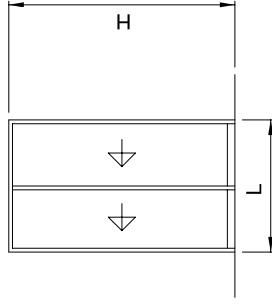
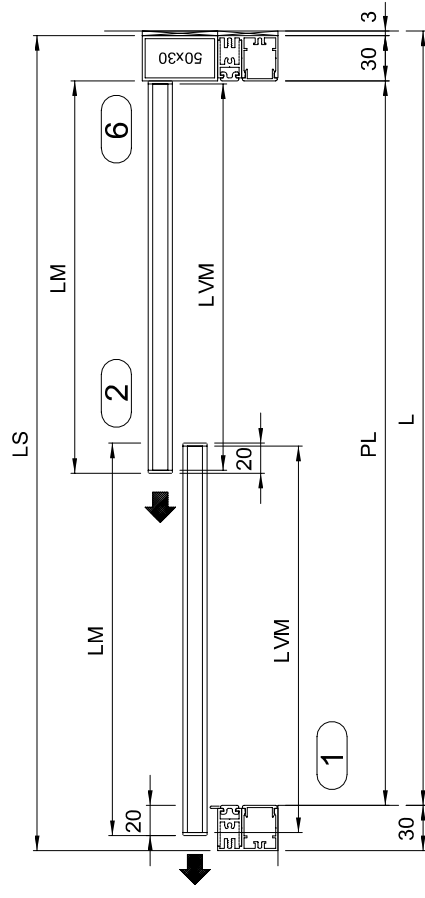
Senza guarnizioni verticali e con zoccolo - Without vertical gaskets and with lower shoes  
Sans joint verticaux et avec socle inférieur - Ohne vert. Dichtung u. mit unteren Absatz  
Sin guarniciones verticales y con zocalo inferior



| Telaio a muro - Wall frame-Chassis au mur<br>Wandrahmen-Marco a pared |        |        |        |        |  |
|---|--------|--------|--------|--------|--|
| Aut.  | Sigla  | N. Pz. | Regola | Taglio |  |
| BIS T   | ST     | 1      | LS     | ┐      |  |
|   | 2457   | 1      | L-15   | ┐      |  |
|   | 2458   | 1      | L-15   | ┐      |  |
|   | 2086   | 1      | L-15   | ┐      |  |
|   | K2097  | 1      |        | ┐      |  |
|   | 1525   | 1      | LS     | ┐      |  |
|   |        | 2      | HS     | ┐      |  |
|   | P598   | 1      | LS-57  | ┐      |  |
|   |        | 2      | HS-31  | ┐      |  |
|   | 1523   | 1      | PL+4   | ┐      |  |
|   |        | 2      | HS-3   | ┐      |  |
|   | 1526A  | 1      | PL     | ┐      |  |
|   |        | 2      | HS-28  | ┐      |  |
|   | K1525  | 1      |        | ┐      |  |
|   | ∅50x30 | 1      | HS     | ┐      |  |

| Rif. | Regola  |
|------|---------|
| L    | BIS T   |
| H    |         |
| PL   | L       |
| LS   | L+60    |
| HS   | H+30    |
| LM   | PL/2+20 |
| ST   | H+47    |
| HM   | H+43    |
| CT   |         |
| LVM  | LM-4    |
| HVM  | HM-55   |
|      |         |
|      |         |
|      |         |
|      |         |

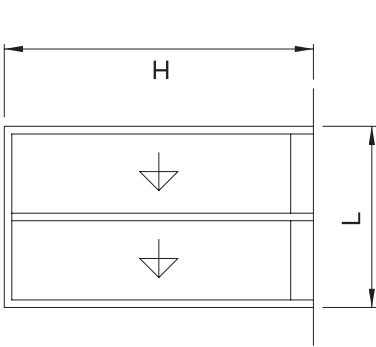
|  |        |        |        |        |
|--|--------|--------|--------|--------|
| Anta mobile-Mobile door leaf<br>Vantail mobile-Fahrflügel<br>Højå movill | Sigla  | N. Pz. | Regola | Taglio |
|  | AC1356 | 2      | LM-4   | ┐      |
|  | 1522   | 2      | LM-4   | ┐      |
|  | K1536  | 2      |        | ┐      |
|  | KAMC16 | 1      |        | ┐      |
|  | KAMT16 | 1      |        | ┐      |
|  |        |        |        |        |
|  |        |        |        |        |



|      |         |
|------|---------|
| Rif. | Regola  |
| L    |         |
| H    |         |
| PL   | L-33    |
| LS   | L+27    |
| HS   | H+30    |
| LM   | PL/2+20 |
| HM   | ST      |
|      | CT      |
| LVM  | LM-4    |
| HVM  | HM-55   |
|      |         |
|      |         |
|      |         |

In luce - Within doorway - En tunnel  
Im lichten Durchgang - En luz

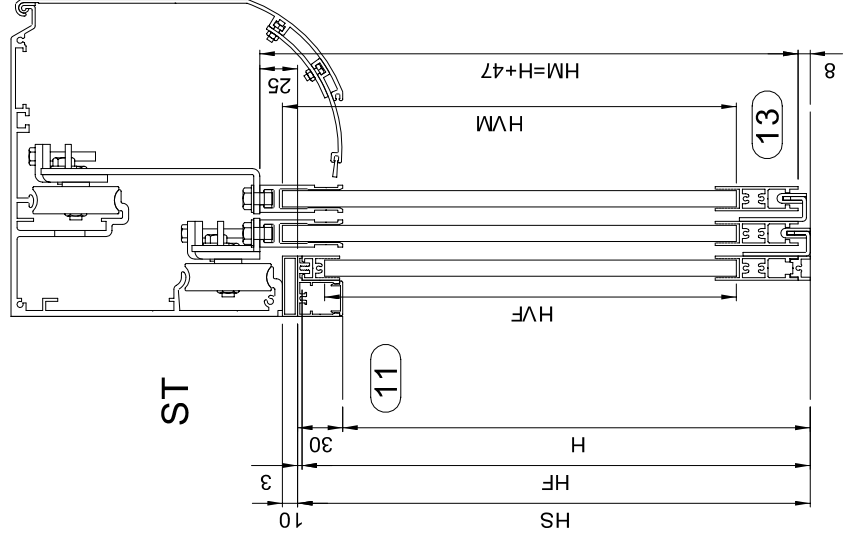
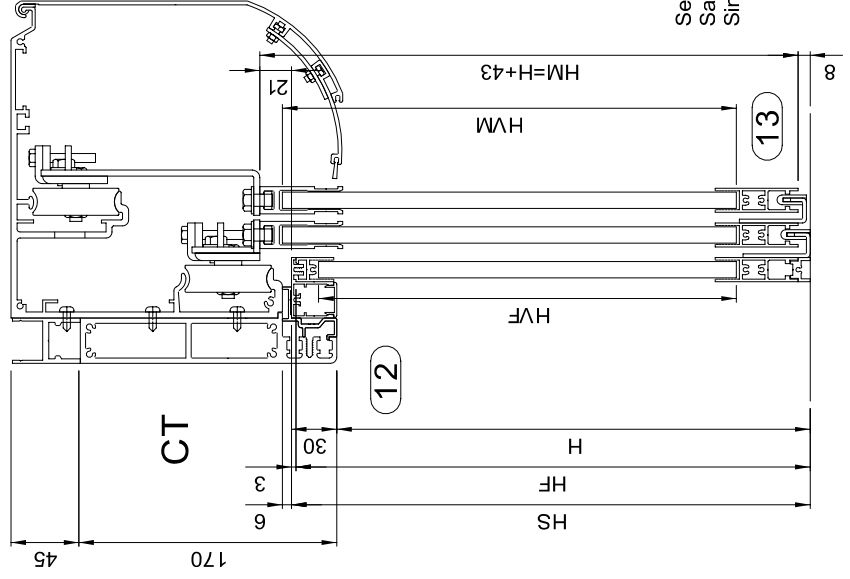
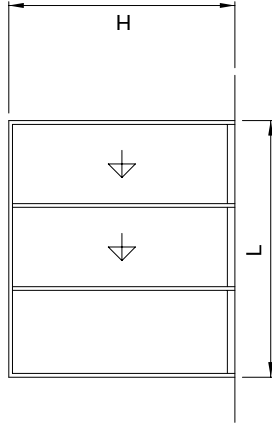
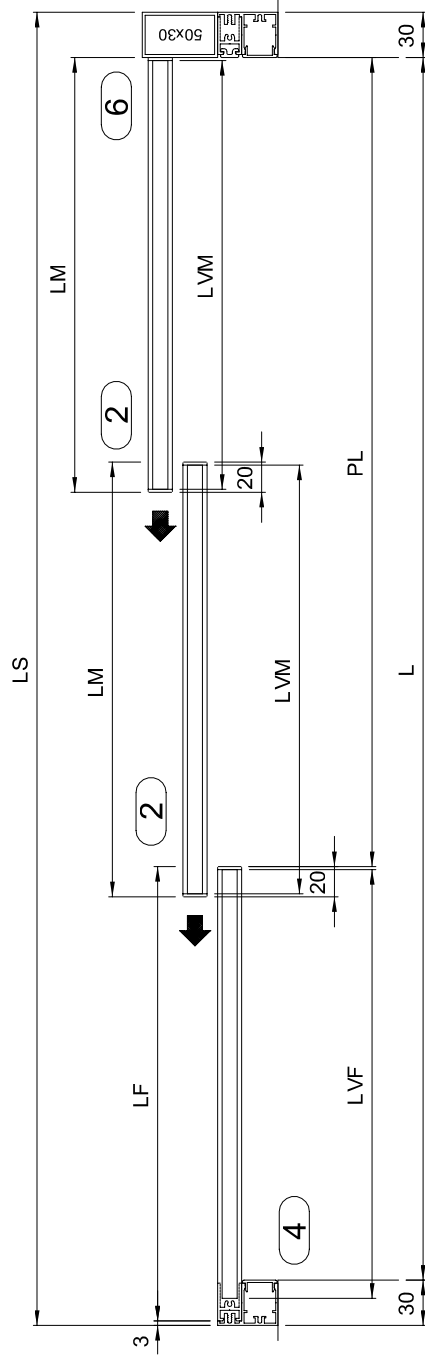
Senza guarnizioni verticali e con zoccolo - Without vertical gaskets and with lower shoes  
Sans joint verticaux et avec socle inférieur - Ohne vert. Dichtung u. mit unteren Absatz  
Sin guarniciones verticales y con zocalo inferior



| Telaio a muro - Wall frame-Chassis au mur<br>Wandrahmen-Marco a pared |        |        |        |        |  |
|---|--------|--------|--------|--------|--|
| Aut.  | Sigla  | N. Pz. | Regola | Taglio |  |
| BIS T   | ST     | 1      | LS     | ┌─┐    |  |
|   | 2457   | 1      | L-15   | ┌─┐    |  |
|   | 2458   | 1      | L-15   | ┌─┐    |  |
|   | 2086   | 1      | L-15   | ┌─┐    |  |
|   | K2097  | 1      |        | ┌─┐    |  |
|   | 1525   | 1      | LS     | ┌─┐    |  |
|   |        | 2      | HS     | ┌─┐    |  |
|   | P598   | 1      | LS-57  | ┌─┐    |  |
|   |        | 2      | HS-31  | ┌─┐    |  |
|   | 1523   | 1      | PL+4   | ┌─┐    |  |
|   |        | 2      | HS-3   | ┌─┐    |  |
|   | 1526A  | 1      | PL     | ┌─┐    |  |
|   |        | 2      | HS-28  | ┌─┐    |  |
|   | K1525  | 1      |        | ┌─┐    |  |
|   | ∅50x30 | 1      | HS     | ┌─┐    |  |

| Rif. | Regola  |
|------|---------|
| L    | BIS T   |
| H    |         |
| PL   | L-33    |
| LS   | L+27    |
| HS   | H+30    |
| LM   | PL/2+20 |
| ST   | H+47    |
| HM   | H+43    |
| LVM  | LM-4    |
| HVM  | HM-55   |
|      |         |
|      |         |
|      |         |
|      |         |

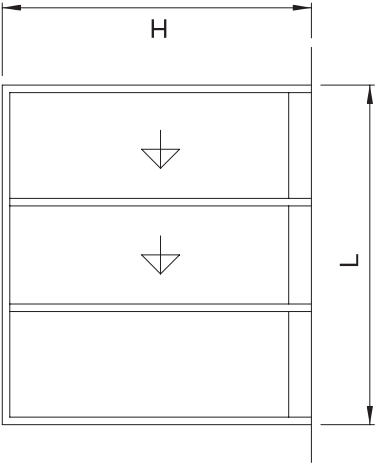
|   |        |        |        |        |
|---|--------|--------|--------|--------|
| Anta mobile-Mobile door leaf<br>Vantail mobile-Fahrflügel<br>Højå movil | Sigla  | N. Pz. | Regola | Taglio |
|   | AC1356 | 2      | LM-4   | ┌─┐    |
|   | 1522   | 2      | LM-4   | ┌─┐    |
|   | K1536  | 2      |        | ┌─┐    |
|   | KAMC16 | 1      |        | ┌─┐    |
|   | KAMT16 | 1      |        | ┌─┐    |
|   |        |        |        | ┌─┐    |
|   |        |        |        | ┌─┐    |
|   |        |        |        | ┌─┐    |
|   |        |        |        | ┌─┐    |



| Rif. | Regola  |
|------|---|
| L    |   |
| H    |   |
| PL   | $PL = [(L-48)/(3 \times 2)] + 28 : LVM = LVF$ |
| LS   | L+60  |
| HS   | H+30  |
| LM   | PL/2+20                                       |
| HM   | ST<br>CT                                      |
| LF   | LS-PL-33                                      |
| HF   | H+27  |
| LVM  | LM-4  |
| HVM  | HM-55   |
| LVF  | LF-17   |
| HVF  | HF-64   |

## Su muro - On wall - Au mur An der Wand - En pared

Senza guarnizioni verticali e con zoccolo - Without vertical gaskets and with lower shoes  
Sans joint verticaux et avec socle inférieur - Ohne vert. Dichtung u. mit unteren Absatz  
Sin guarniciones verticales y con zocalo inferior



| Telaio a muro - Wall frame-Chassis au mur<br>Wandrahmen-Marco a pared |        |        |        |        |  |
|---|--------|--------|--------|--------|--|
| Aut.  | Sigla  | N. Pz. | Regola | Taglio |  |
| BIS T   | ST     | 1      | LS     | ┐      |  |
|   | 2457   | 1      | L-15   | ┐      |  |
|   | 2458   | 1      | L-15   | ┐      |  |
|   | 2086   | 1      | L-15   | ┐      |  |
|   | K2097  | 1      |        | ┐      |  |
|   | 1525   | 1      | LS     | ┐      |  |
|   |        | 2      | HS     | ┐      |  |
|   | P598   | 1      | LS-57  | ┐      |  |
|   |        | 2      | HS-31  | ┐      |  |
|   | 1523   | 1      | PL+2   | ┐      |  |
|   |        | 1      | HS-3   | ┐      |  |
|   | 1526A  | 1      | PL     | ┐      |  |
|   |        | 1      | HS-28  | ┐      |  |
|   | K1525  | 1      |        | ┐      |  |
|   | ∅50x30 | 1      | HS     | ┐      |  |

| Rif. | Regola   |
|------|----------|
| L    | BIS T    |
| H    |          |
| PL   | *        |
| LS   | L+60     |
| HS   | H+30     |
| LM   | PL/2+20  |
| ST   | H+47     |
| HM   | H+43     |
| CT   |          |
| LF   | LS-PL-33 |
| HF   | H+27     |
| LVM  | LM-4     |
| HVM  | HM-55    |
| LVF  | LF-17    |
| HVF  | HF-64    |

\* PL=[(L-48)/3x2]+28 : L VM=L VF

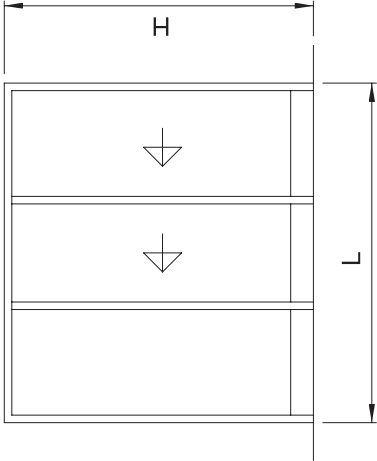
|  | Sigla  | N. Pz. | Regola | Taglio |
|--|--------|--------|--------|--------|
| Anta mobile-Mobile door leaf<br>Vantail mobile-Fahrflügel<br>Hoja movill | AC1356 | 2      | LM-4   | ┐      |
|  | 1522   | 2      | LM-4   | ┐      |
|  | K1536  | 2      |        | ┐      |
|  | KAMT16 | 2      |        | ┐      |
|  |        |        |        |        |
| Anta fissa-Fixed door leaf<br>Vantail dormant-Seiten teil<br>Hoja fija   | 1523   | 1      | HF-8   | ┐      |
|  |        | 1      | LF-25  | ┐      |
|  | 1522   | 1      | LF-27  | ┐      |
|  | 1524   | 1      | LF-2   | ┐      |
|  | KAF16  | 1      |        | ┐      |
|  | KAF16  | 1      |        | ┐      |
|  |        |        |        |        |

Su muro - On wall - Au mur  
An der Wand - En pared

Senza guarnizioni verticali e con zoccolo - Without vertical gaskets and with lower shoes  
Sans joint verticaux et avec socle inférieur - Ohne vert. Dichtung u. mit unteren Absatz  
Sin guarniciones verticales y con zocalo inferior







| Telaio a muro - Wall frame-Chassis au mur<br>Wandrahmen-Marco a pared |        |        |        |        |  |
|---|--------|--------|--------|--------|--|
| Aut.  | Sigla  | N. Pz. | Regola | Taglio |  |
| BIS T   | ST     | 1      | LS     | ┌─┐    |  |
|   | 2457   | 1      | L-15   | ┌─┐    |  |
|   | 2458   | 1      | L-15   | ┌─┐    |  |
|   | 2086   | 1      | L-15   | ┌─┐    |  |
|   | K2097  | 1      |        | ┌─┐    |  |
|   | 1525   | 1      | LS     | ┌─┐    |  |
|   |        | 2      | HS     | ┌─┐    |  |
|   | P598   | 1      | LS-57  | ┌─┐    |  |
|   |        | 2      | HS-31  | ┌─┐    |  |
|   | 1523   | 1      | PL+2   | ┌─┐    |  |
|   |        | 1      | HS-3   | ┌─┐    |  |
|   | 1526A  | 1      | PL     | ┌─┐    |  |
|   |        | 1      | HS-28  | ┌─┐    |  |
|   | K1525  | 1      |        | ┌─┐    |  |
|   | ∅50x30 | 1      | HS     | ┌─┐    |  |

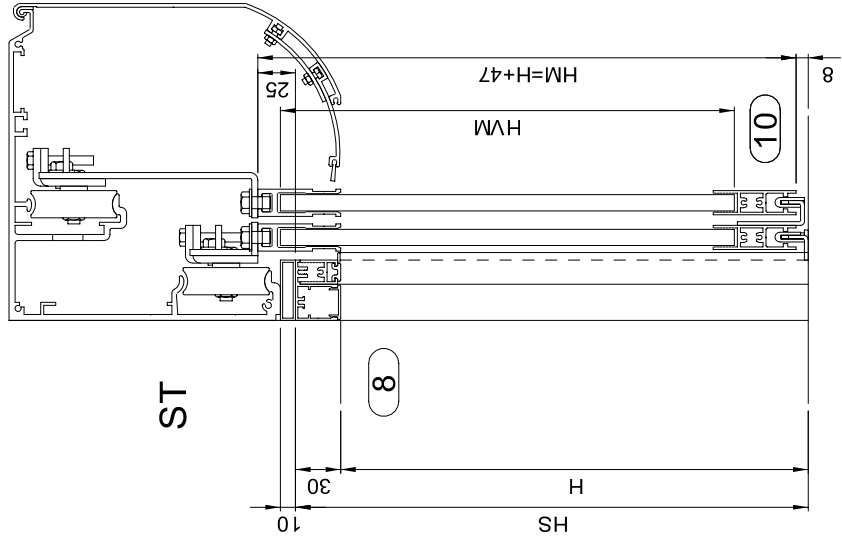
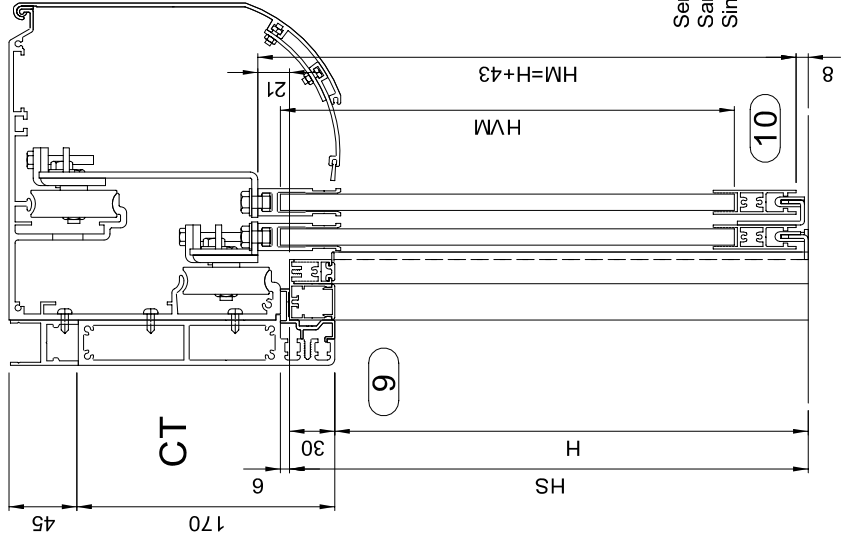
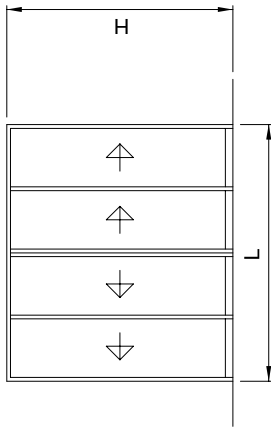
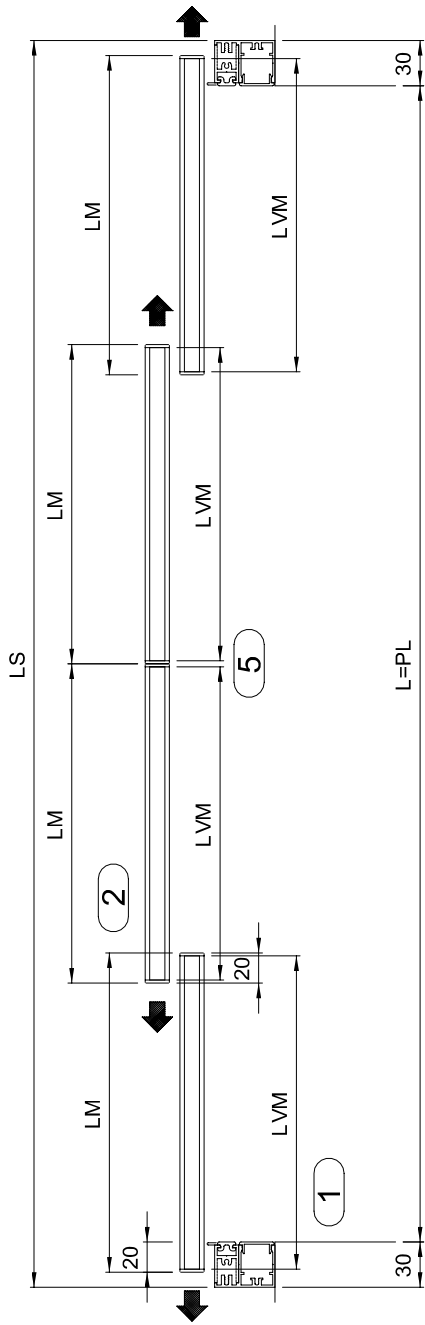
| Rif. | Regola   |
|------|----------|
| L    | BIS T    |
| H    |          |
| PL   | *        |
| LS   | L-6      |
| HS   | H+30     |
| LM   | PL/2+20  |
| ST   | H+47     |
| HM   | H+43     |
| CT   |          |
| LF   | LS-PL-33 |
| HF   | H+27     |
| LVM  | LM-4     |
| HVM  | HM-55    |
| LVF  | LF-17    |
| HVF  | HF-64    |

\* PL=[(L-114)/3x2]+28 : LVM=LVF

|  | Sigla  | N. Pz. | Regola | Taglio |
|--|--------|--------|--------|--------|
| Anta mobile-Mobile door leaf<br>Vantail mobile-Fahrflügel<br>Hoja movill | AC1356 | 2      | LM-4   | ┌─┐    |
|  | 1522   | 2      | LM-4   | ┌─┐    |
|  | K1536  | 2      |        | ┌─┐    |
|  | KAMT16 | 2      |        | ┌─┐    |
|  |        |        |        |        |
| Anta fissa-Fixed door leaf<br>Vantail dormant-Seitentell<br>Hoja fija    | 1523   | 1      | HF-8   | ┌─┐    |
|  |        | 1      | LF-25  | ┌─┐    |
|  | 1522   | 1      | LF-27  | ┌─┐    |
|  | 1524   | 1      | LF-2   | ┌─┐    |
|  | KAF16  | 1      |        | ┌─┐    |
|  | K1536  | 1      |        | ┌─┐    |
|  |        |        |        |        |
|  |        |        |        |        |
|  |        |        |        |        |
|  |        |        |        |        |

In luce - Within doorway - En tunnel  
Im lichten Durchgang - En luz

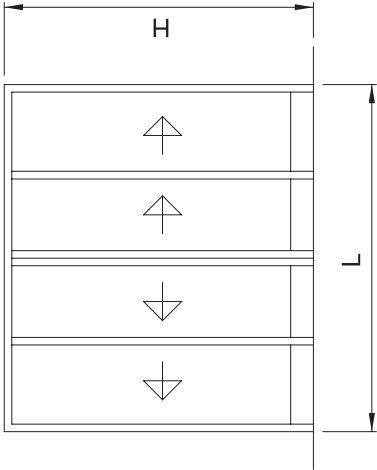
Senza guarnizioni verticali e con zoccolo - Without vertical gaskets and with lower shoes  
Sans joint verticaux et avec socle inférieur - Ohne vert. Dichtung u. mit unteren Absatz  
Sin guarniciones verticales y con zocalo inferior



| Rif. | Regola   |
|------|----------|
| L    |          |
| H    |          |
| PL   | L        |
| LS   | L+60     |
| HS   | H+30     |
| LM   | PL/4+20  |
| HM   | ST<br>CT |
| LVM  | LM-4     |
| HVM  | HM-55    |
|      |          |
|      |          |
|      |          |
|      |          |
|      |          |

Su muro - On wall - Au mur  
An der Wand - En pared

Senza guarnizioni verticali e con zoccolo - Without vertical gaskets and with lower shoes  
Sans joint verticaux et avec socle inférieur - Ohne vert. Dichtung u. mit unteren Absatz  
Sin guarniciones verticales y con zocalo inferior



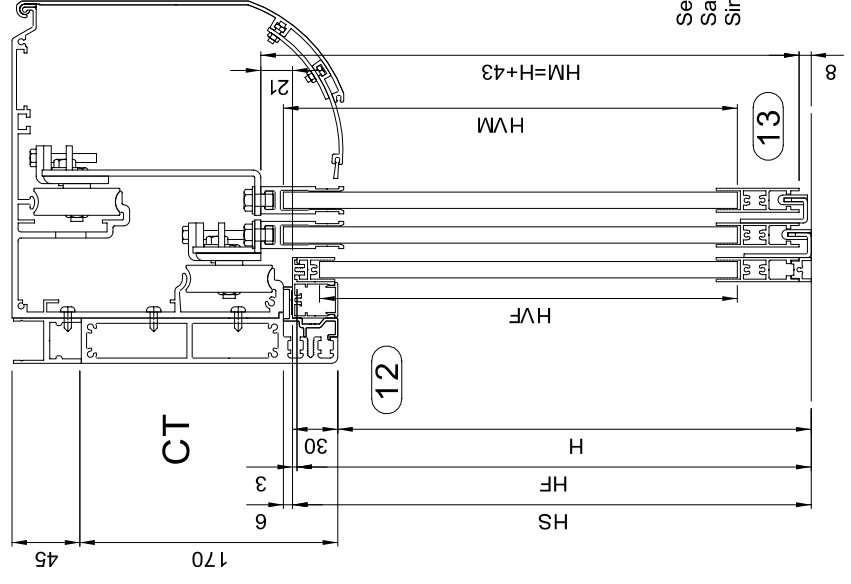
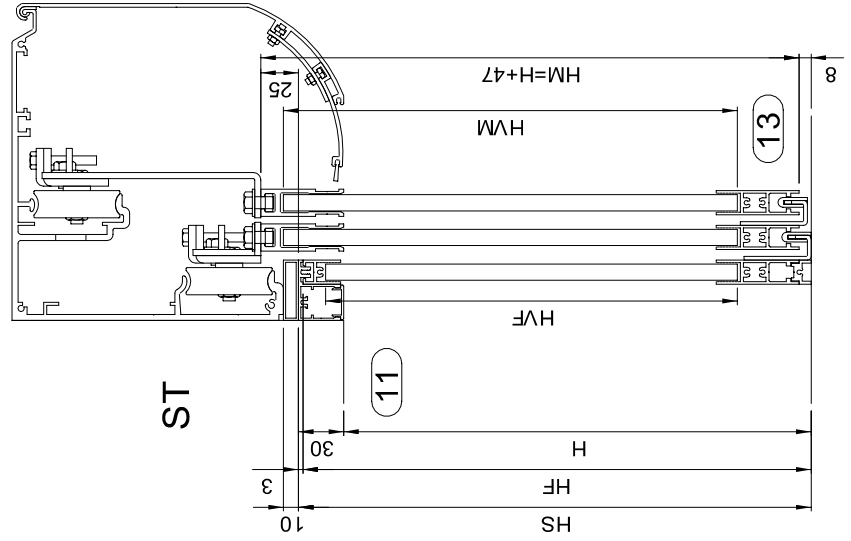
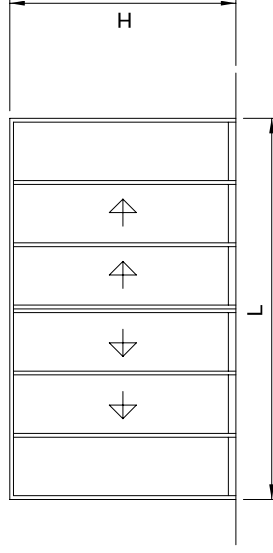
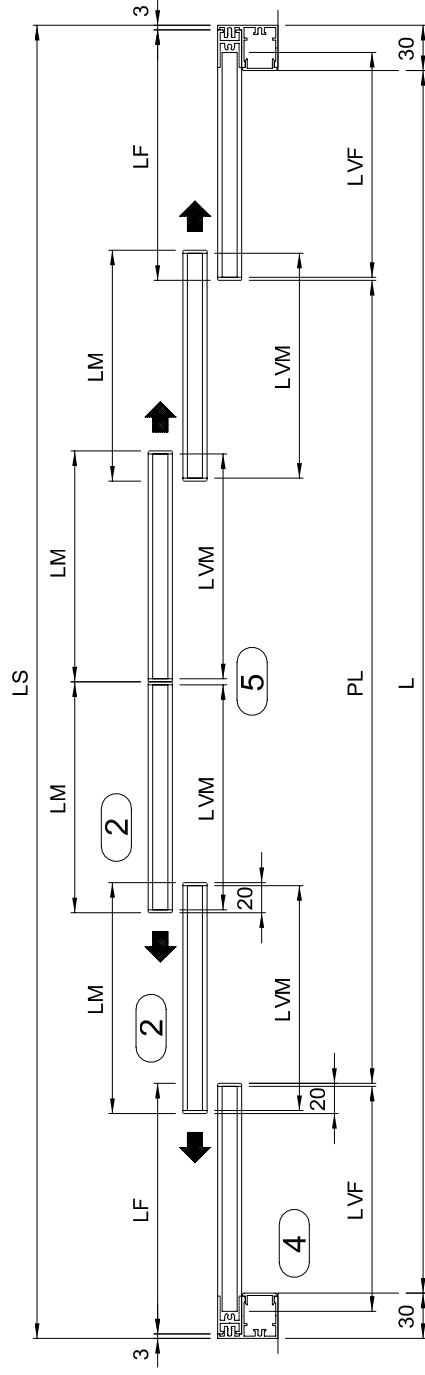
| Telaio a muro - Wall frame-Chassis au mur<br>Wandrahmen-Marco a pared |       |        |        |        |  |
|---|-------|--------|--------|--------|--|
| Aut.  | Sigla | N. Pz. | Regola | Taglio |  |
| BIS T   | ST    | 1      | LS     | ┐      |  |
|   | 2457  | 1      | L-15   | ┐      |  |
|   | 2458  | 1      | L-15   | ┐      |  |
|   | 2086  | 1      | L-15   | ┐      |  |
|   | K2097 | 1      |        |        |  |
|   | 1525  | 1      | LS     | ┐      |  |
|   |       | 2      | HS     | ┐      |  |
|   | P598  | 1      | LS-57  | ┐      |  |
|   |       | 2      | HS-31  | ┐      |  |
|   | 1523  | 1      | PL+4   | ┐      |  |
|   |       | 2      | HS-3   | ┐      |  |
|   | 1526A | 1      | PL     | ┐      |  |
|   |       | 2      | HS-28  | ┐      |  |
|   | K1525 | 1      |        |        |  |

|   |        |        |        |        |
|---|--------|--------|--------|--------|
| Anta mobile-Mobile door leaf<br>Vantail mobile-Fahrflügel<br>Højå movil | Sigla  | N. Pz. | Regola | Taglio |
|   | AC1356 | 4      | LM-4   | ┐      |
|   | 1522   | 4      | LM-50  | ┐      |
|   | K1536  | 4      |        |        |
|   | KAMC16 | 2      |        |        |
|   | KAMT16 | 2      |        |        |
|   |        |        |        |        |
|   |        |        |        |        |
|   |        |        |        |        |
|   |        |        |        |        |

| Rif. | Regola  |
|------|---------|
| L    | BIS T   |
| H    |         |
| PL   | L       |
| LS   | L+60    |
| HS   | H+30    |
| LM   | PL/4+20 |
| ST   | H+47    |
| HM   | H+43    |
| LVM  | LM-4    |
| HVM  | HM-55   |
|      |         |
|      |         |
|      |         |

# Su muro - On wall - Au mur An der Wand - En pared

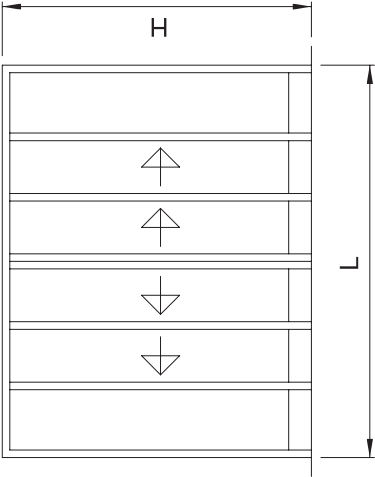
Senza guarnizioni verticali e con zoccolo - Without vertical gaskets and with lower shoes  
 Sans joint verticaux et avec socle inférieur - Ohne vert. Dichtung u. mit unteren Absatz  
 Sin guarniciones verticales y con zocalo inferior



| Rif. | Regola                                      |
|------|---|
| L    |   |
| H    |   |
| PL   | $PL = [(L-66)/3 \times 2] + 36 : LVM = LVF$ |
| LS   | L+60  |
| HS   | H+30  |
| LM   | PL/4+20                                     |
| HM   | ST H+47                                     |
|      | CT H+43                                     |
| LF   | (LS-PL)/2-3                                 |
| HF   | H+27  |
| LVM  | LM-4  |
| HVM  | HM-55                                       |
| LVF  | LF-17                                       |
| HVF  | HF-64                                       |

Su muro - On wall - Au mur  
An der Wand - En pared

Senza guarnizioni verticali e con zoccolo - Without vertical gaskets and with lower shoes  
Sans joint verticaux et avec socle inférieur - Ohne vert. Dichtung u. mit unteren Absatz  
Sin guarniciones verticales y con zocalo inferior



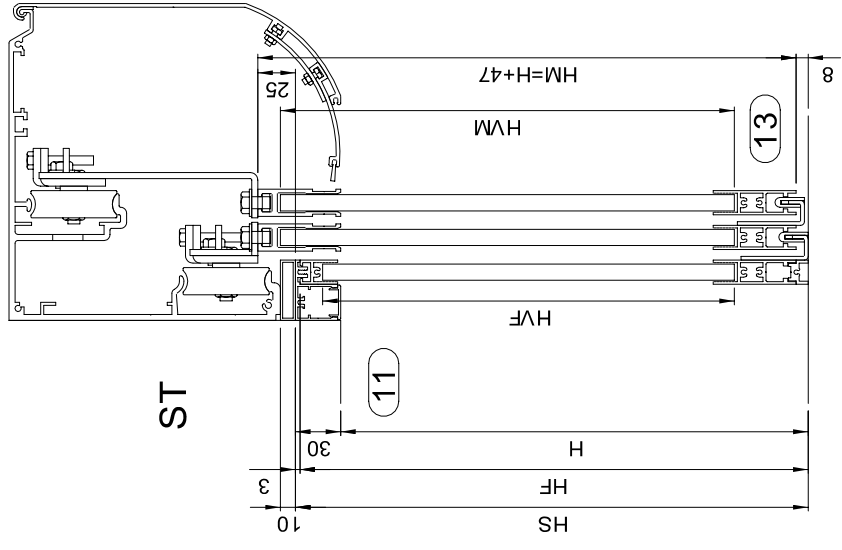
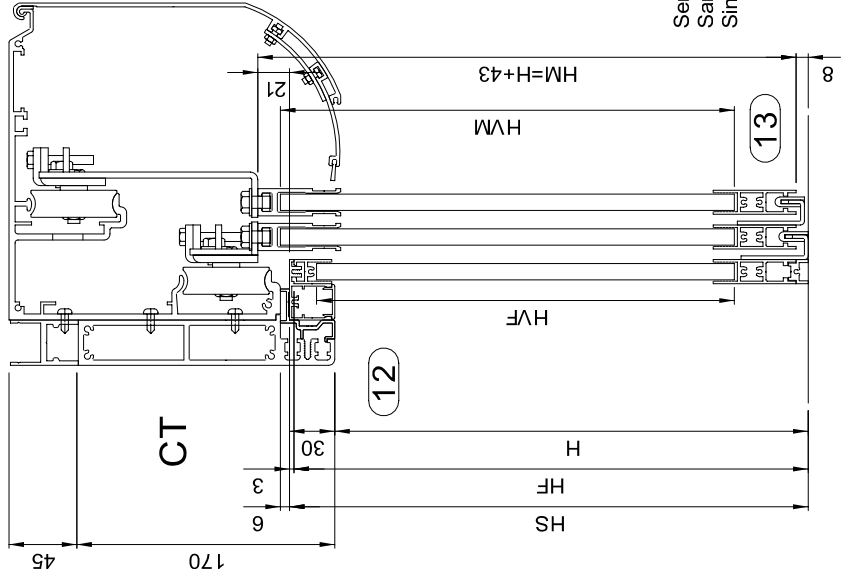
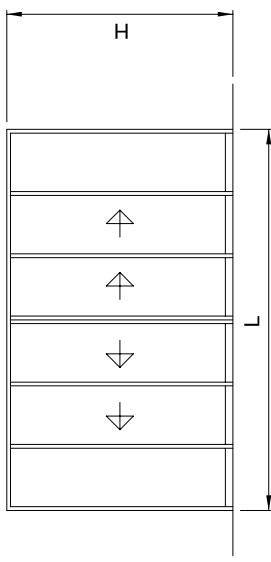
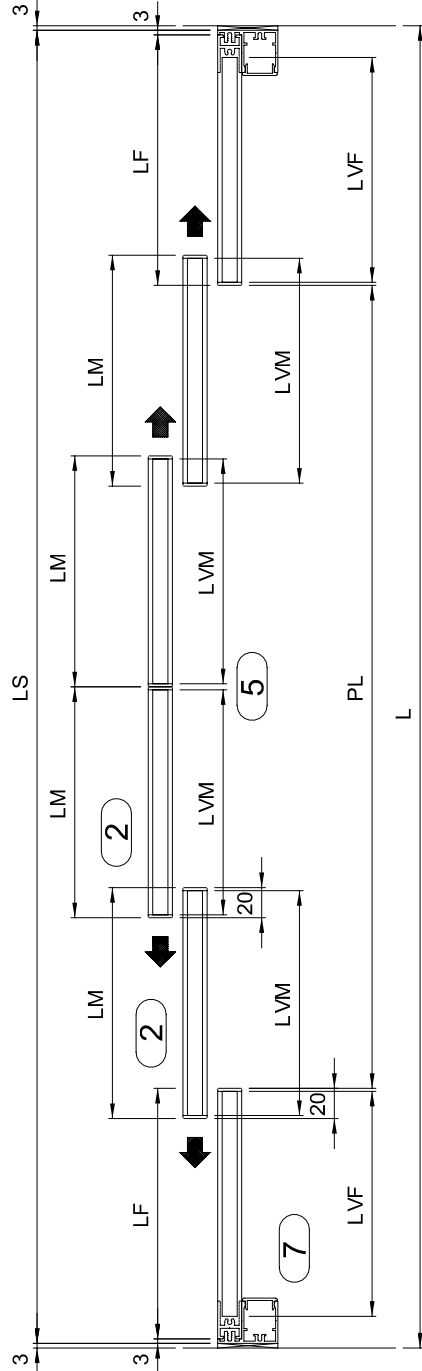
| Telaio a muro - Wall frame-Chassis au mur<br>Wandrahmen-Marco a pared |       |        |        |        |  |
|---|-------|--------|--------|--------|--|
| Aut.  | Sigla | N. Pz. | Regola | Taglio |  |
| BIS T   | ST    | 1      | LS     | — —    |  |
|   | 2457  | 1      | L-15   | — —    |  |
|   | 2458  | 1      | L-15   | — —    |  |
|   | 2086  | 1      | L-15   | — —    |  |
|   | K2097 | 1      |        |        |  |
|   | 1525  | 1      | LS     | — —    |  |
|   |       | 2      | HS     | — —    |  |
|   | P598  | 1      | LS-57  | — —    |  |
|   |       | 2      | HS-31  | — —    |  |
|   | 1523  | 1      | PL     | — —    |  |
|   | 1526A | 1      | PL     | — —    |  |
|   | K1525 | 1      |        |        |  |

| Rif. | Regola      |
|------|-------------|
| L    | BIS T       |
| H    |             |
| PL   | *           |
| LS   | L+60        |
| HS   | H+30        |
| LM   | PL/4+20     |
| ST   | H+47        |
| HM   | H+43        |
| CT   |             |
| LF   | (LS-PL)/2-3 |
| HF   | H+27        |
| LVM  | LM-4        |
| HVM  | HM-55       |
| LVF  | LF-17       |
| HVF  | HF-64       |

\* PL=[(L-66)/3x2]+36 : L VM=L VF

|   | Sigla  | N. Pz. | Regola | Taglio |
|---|--------|--------|--------|--------|
| Anta mobile-Mobile door leaf<br>Vantail mobile-Fahrflügel<br>Hoja movil | AC1356 | 4      | LM-4   | — —    |
|   | 1522   | 4      | LM-4   | — —    |
|   | K1536  | 4      |        |        |
|   | KAMT16 | 4      |        |        |
|   |        |        |        |        |
| Anta fissa-Fixed door leaf<br>Vantail dormant-Seiten teil<br>Hoja fija  | 1523   | 2      | HF-8   | — —    |
|   |        | 2      | LF-25  | — —    |
|   | 1522   | 2      | LF-27  | — —    |
|   | 1524   | 2      | LF-2   | — —    |
|   | KAF16  | 2      |        |        |
|   | K1536  | 2      |        |        |
|   |        |        |        |        |

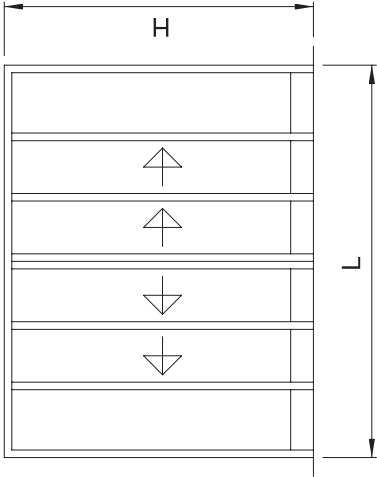
Su muro - On wall - Au mur  
An der Wand - En pared



| Rif. | Regola   |
|------|--|
| L    |  |
| H    |  |
| PL   | $PL = [(L - 132) / 3 \times 2] + 36 : LVM = LVF$ |
| LS   | L-6  |
| HS   | H+30   |
| LM   | PL/4+20  |
| HM   | ST<br>CT   |
| LF   | H+47<br>H+43                                     |
| HF   | (LS+PL)/2-3<br>H+27                              |
| LVM  | LM-4   |
| HVM  | HM-55  |
| LVF  | LF-17  |
| HVF  | HF-64  |

In luce - Within doorway - En tunnel  
Im lichten Durchgang - En luz

Senza guarnizioni verticali e con zoccolo - Without vertical gaskets and with lower shoes  
Sans joint verticaux et avec socle inférieur - Ohne vert. Dichtung u. mit unteren Absatz  
Sin guarniciones verticales y con zocalo inferior



| Telaio a muro - Wall frame-Chassis au mur<br>Wandrahmen-Marco a pared |       |        |        |        |  |
|---|-------|--------|--------|--------|--|
| Aut.  | Sigla | N. Pz. | Regola | Taglio |  |
| BIS T   | ST    | 1      | LS     | ┌      |  |
|   | 2457  | 1      | L-15   | ┌      |  |
|   | 2458  | 1      | L-15   | ┌      |  |
|   | 2086  | 1      | L-15   | ┌      |  |
|   | K2097 | 1      |        |        |  |
|   | 1525  | 1      | LS     | ┐      |  |
|   |       | 2      | HS     | ┐      |  |
|   | P598  | 1      | LS-57  | ┌      |  |
|   |       | 2      | HS-31  | ┌      |  |
|   | 1523  | 1      | PL     | ┌      |  |
|   | 1526A | 1      | PL     | ┌      |  |
|   | K1525 | 1      |        |        |  |
|   |       |        |        |        |  |
|   |       |        |        |        |  |

| Rif. | Regola      |
|------|-------------|
| L    | BIS T       |
| H    |             |
| PL   | *           |
| LS   | L-6         |
| HS   | H+30        |
| LM   | PL/4+20     |
| ST   | H+47        |
| HM   | H+43        |
| CT   |             |
| LF   | (LS-PL)/2-3 |
| HF   | H+27        |
| LVM  | LM-4        |
| HVM  | HM-55       |
| LVF  | LF-17       |
| HVF  | HF-64       |

\* PL=[(L-132)/3x2]+36 : LVM=L VF

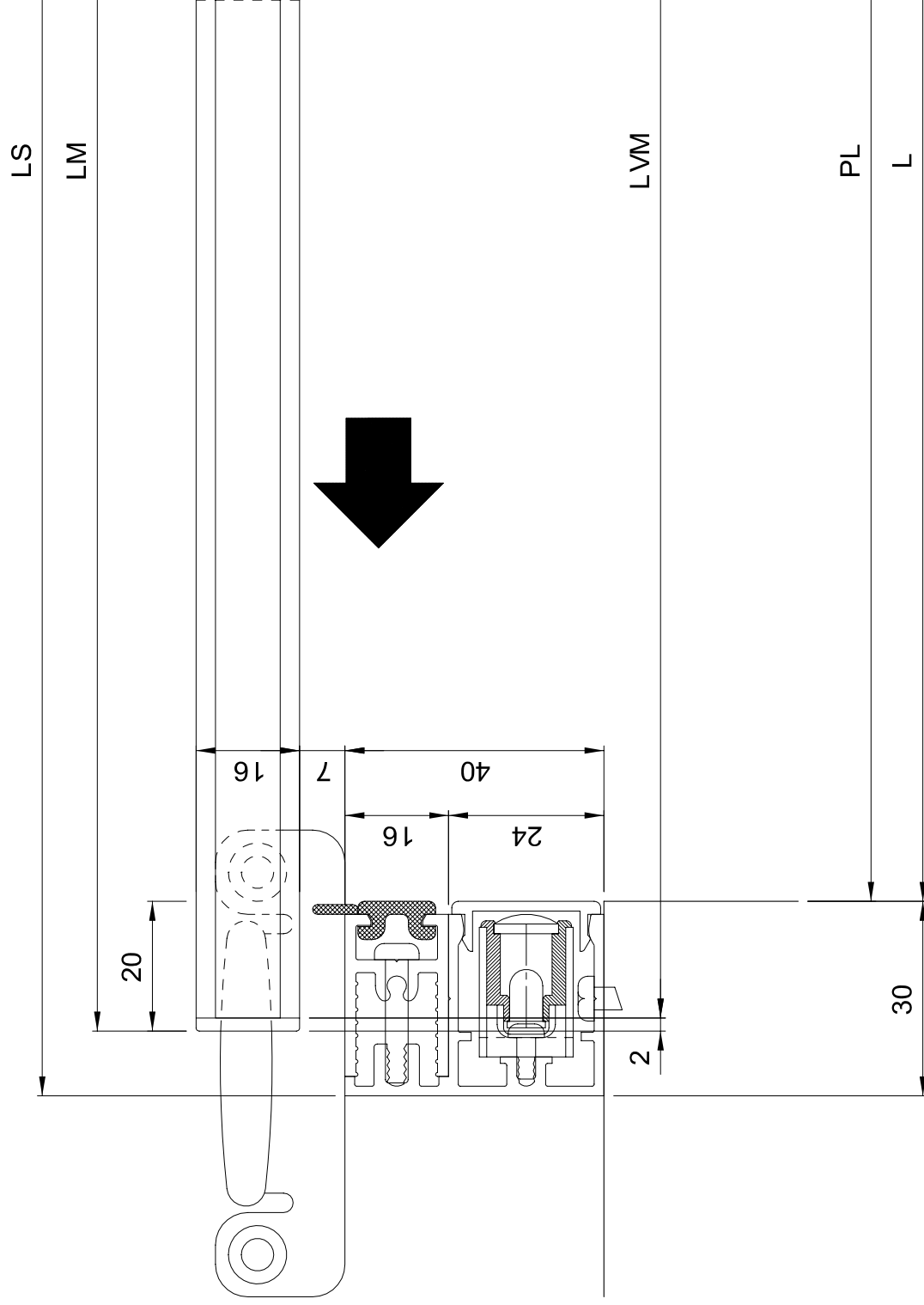
|   | Sigla  | N. Pz. | Regola | Taglio |
|---|--------|--------|--------|--------|
| Anta mobile-Mobile door leaf<br>Vantail mobile-Fahrflügel<br>Hoja movil | AC1356 | 4      | LM-4   | ┌      |
|   | 1522   | 4      | LM-4   | ┌      |
|   | K1536  | 4      |        |        |
|   | KAMT16 | 4      |        |        |
|   |        |        |        |        |
| Anta fissa-Fixed door leaf<br>Vantail dormant-Seiten teil<br>Hoja fija  | 1523   | 2      | HF-8   | ┌      |
|   |        | 2      | LF-25  | ┌      |
|   | 1522   | 2      | LF-27  | ┌      |
|   | 1524   | 2      | LF-2   | ┌      |
|   | KAF16  | 2      |        |        |
|   | K1536  | 2      |        |        |
|   |        |        |        |        |
|   |        |        |        |        |
|   |        |        |        |        |
|   |        |        |        |        |

In luce - Within doorway - En tunnel  
Im lichten Durchgang - En luz

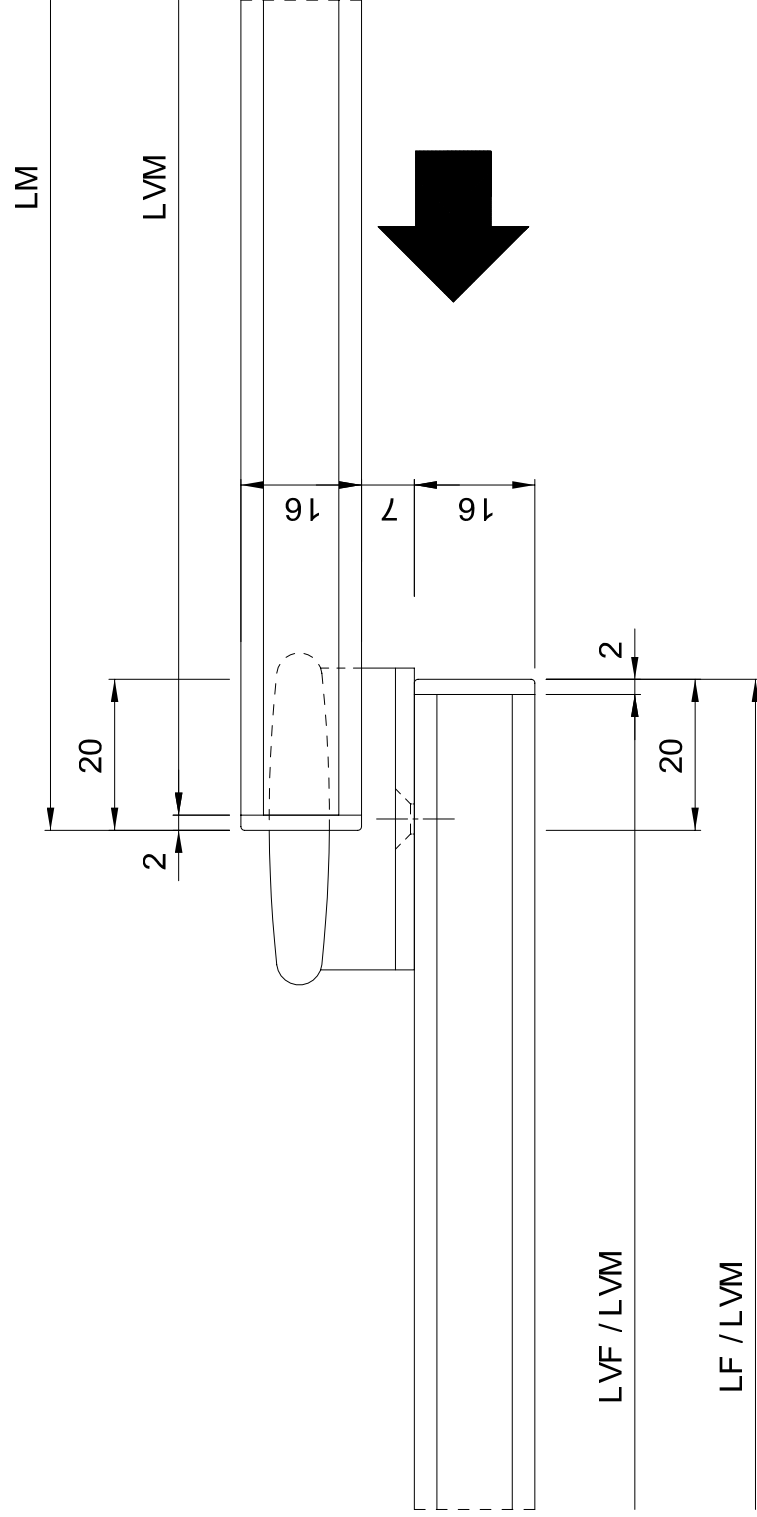
Senza guarnizioni verticali e con zoccolo - Without vertical gaskets and with lower shoes  
Sans joint verticaux et avec socle inférieur - Ohne vert. Dichtung u. mit unteren Absatz  
Sin guarniciones verticales y con zocalo inferior



1





2



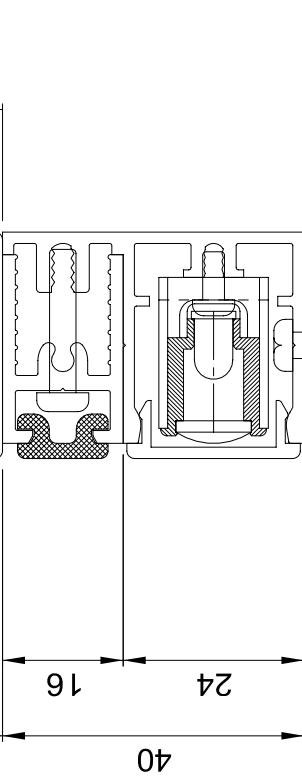
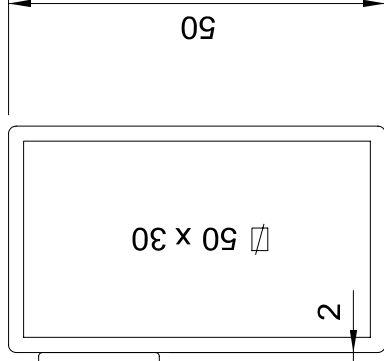
3

LS

LM



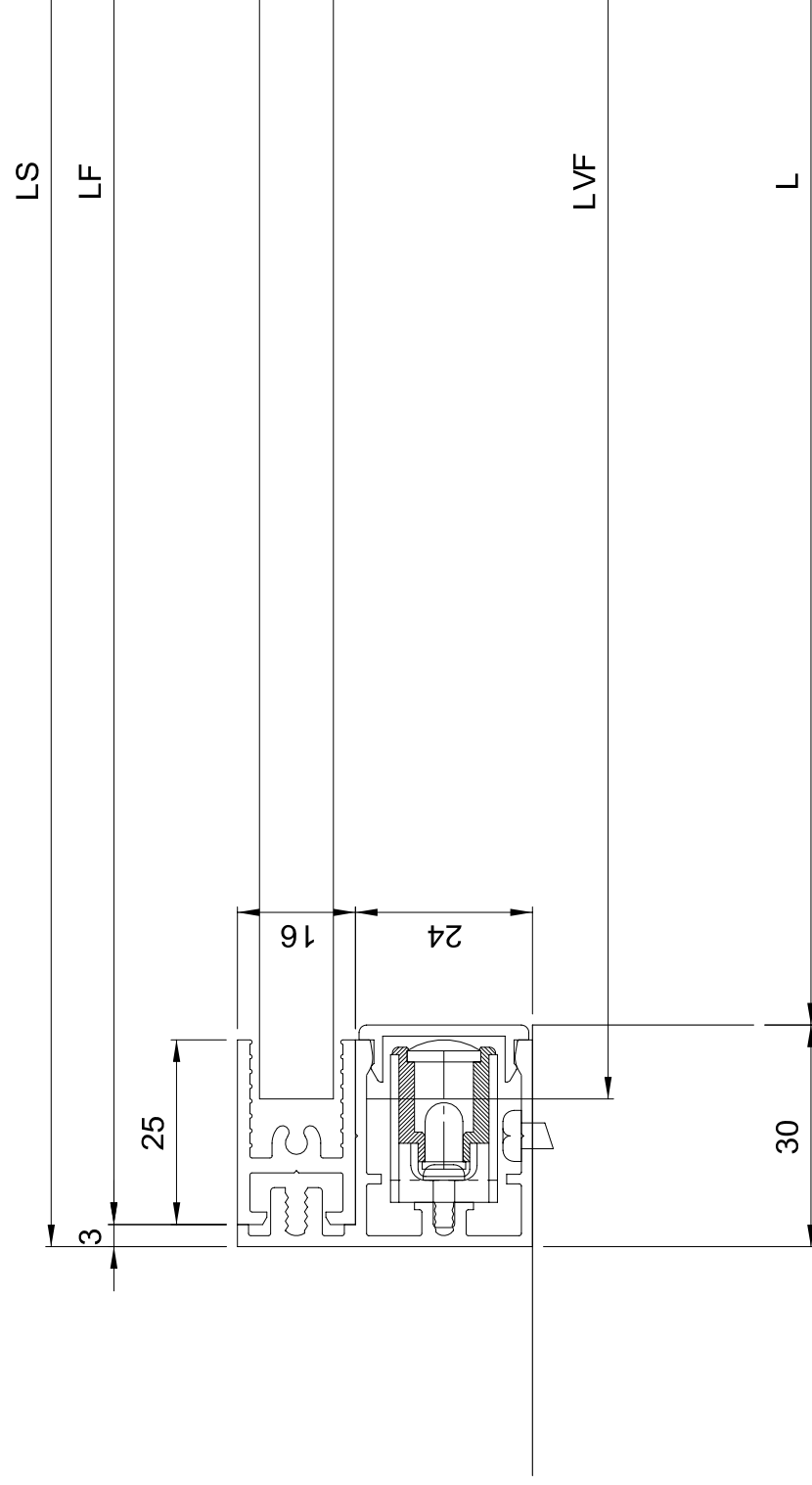
LVM

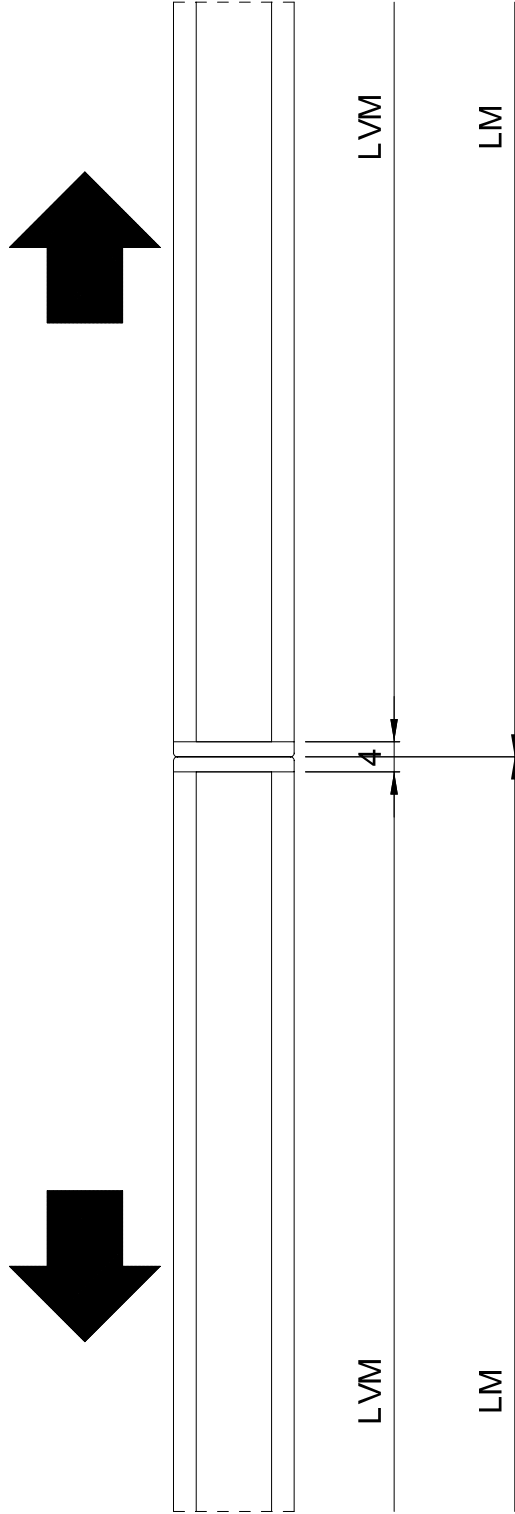


PL

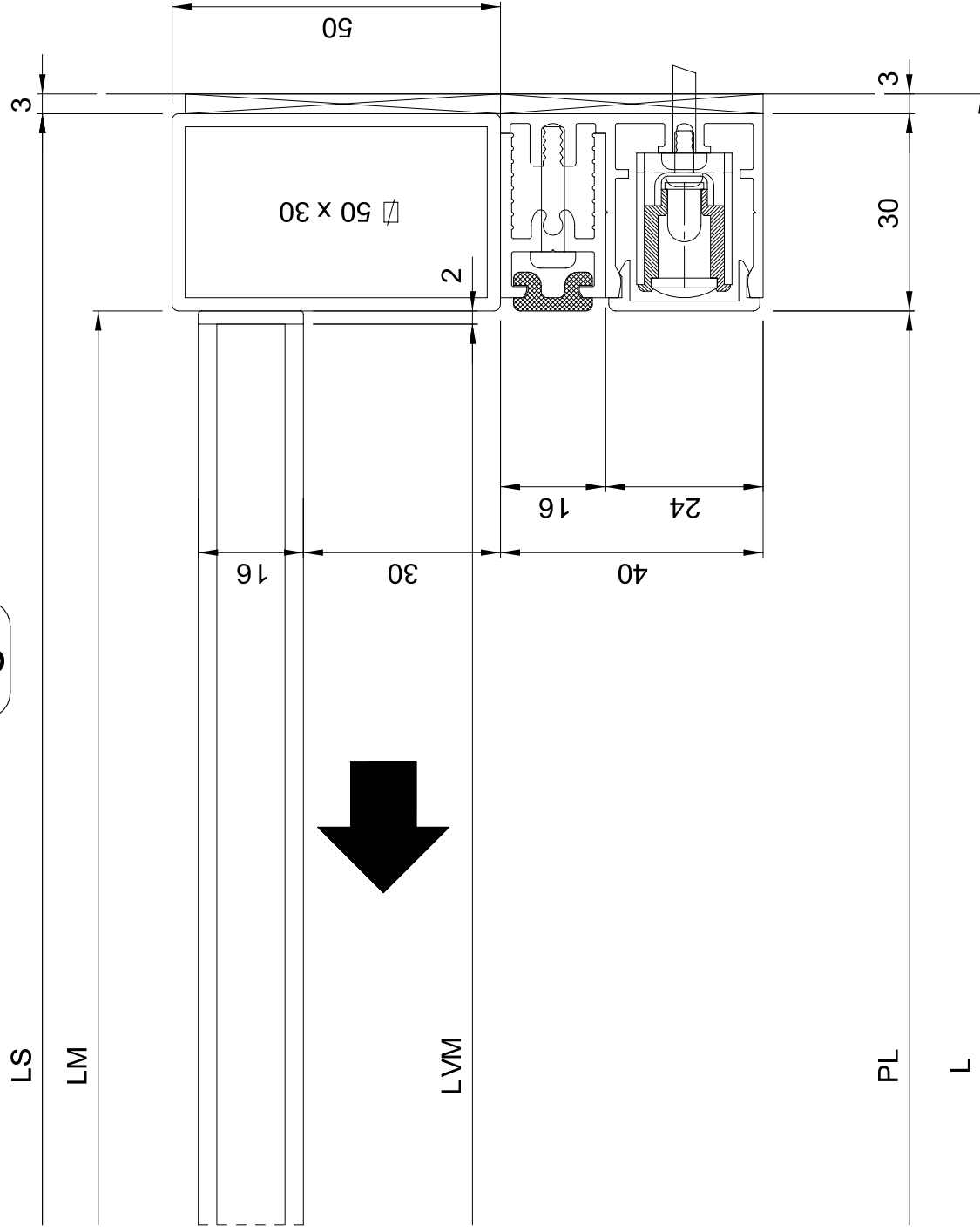
L

4

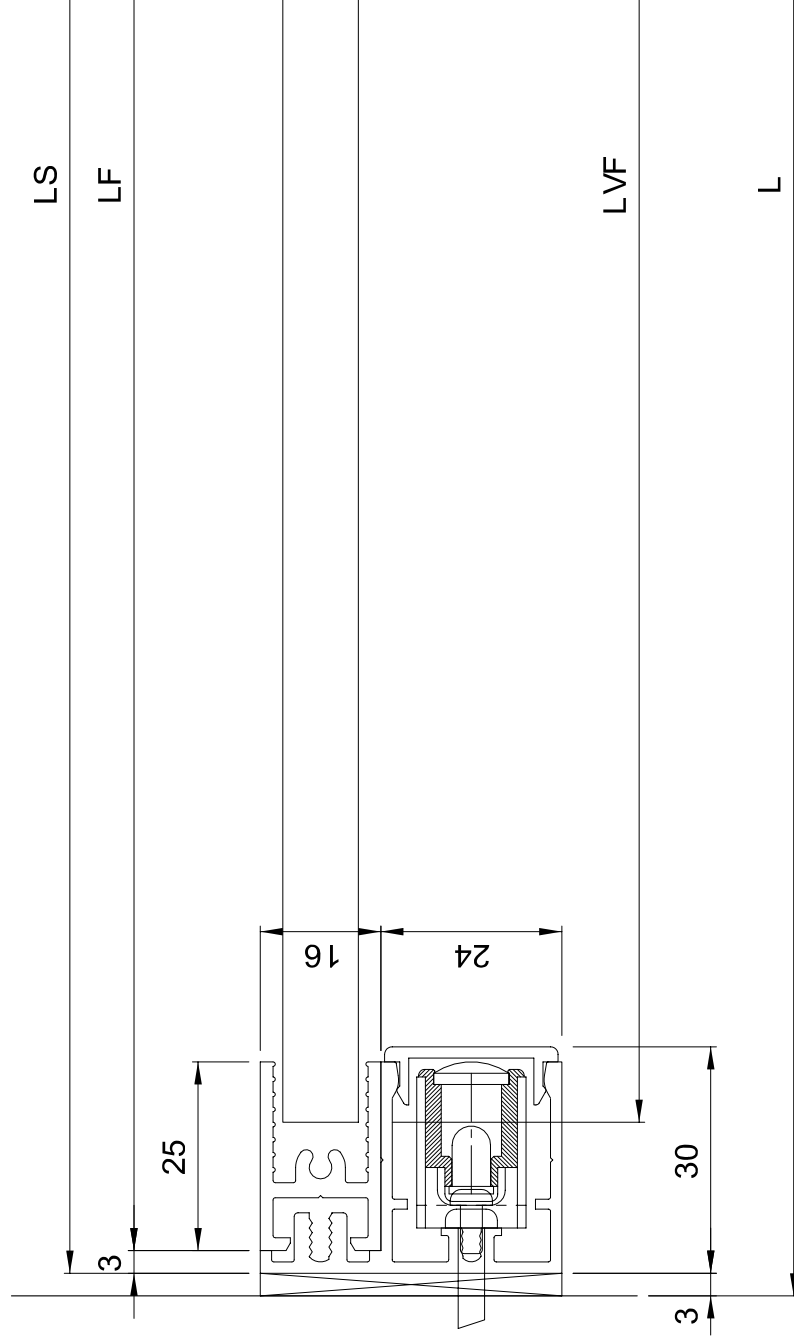


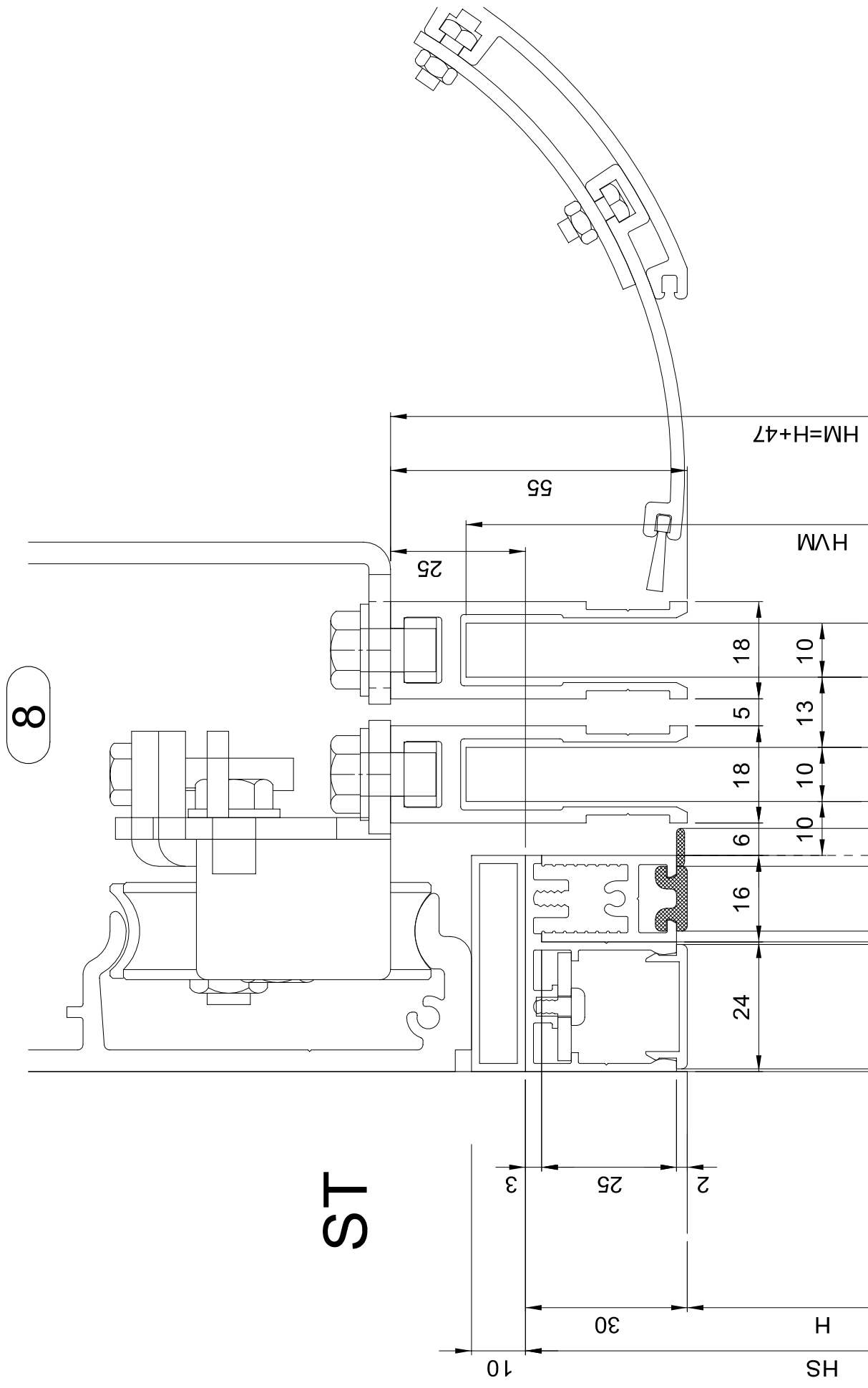


6



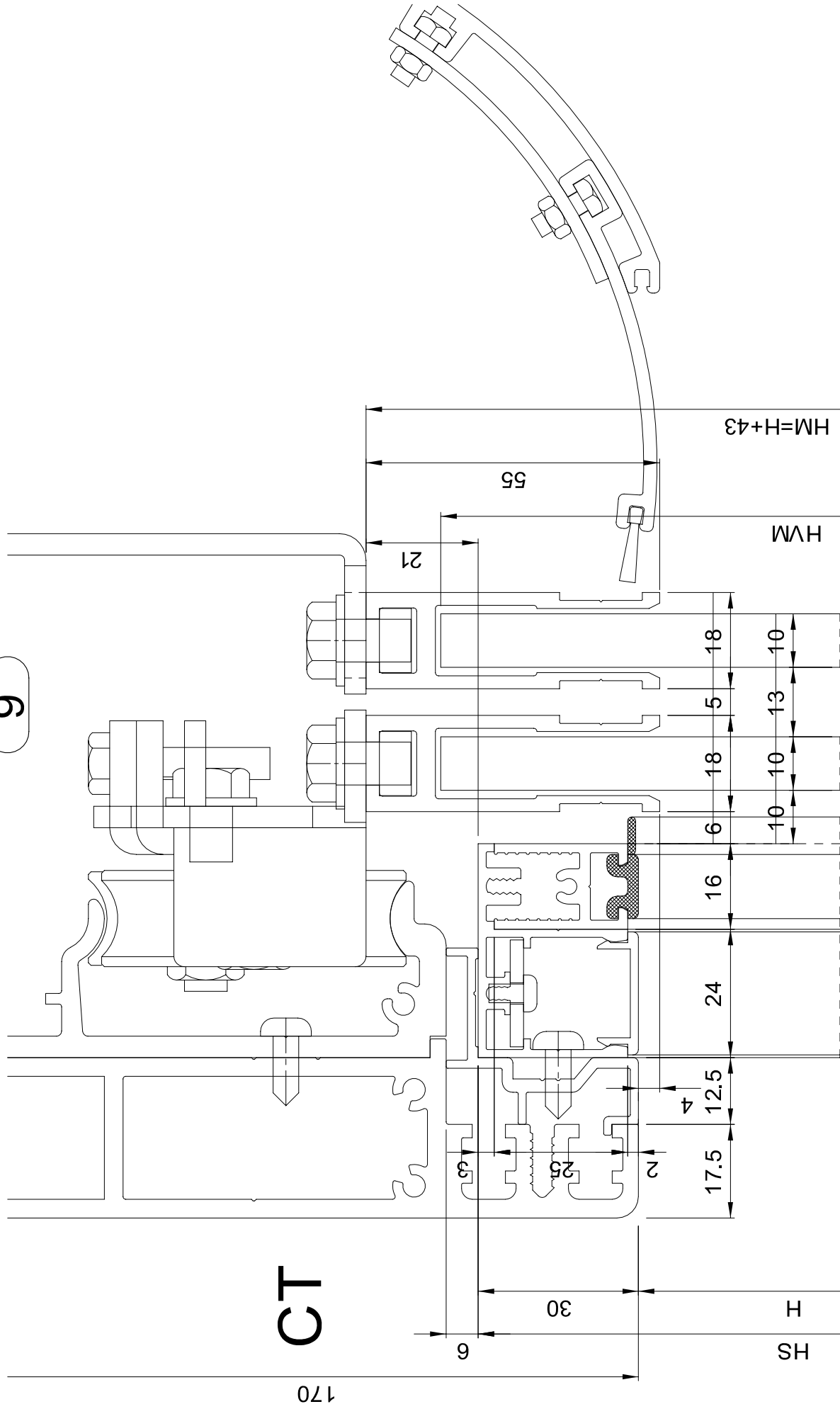
7

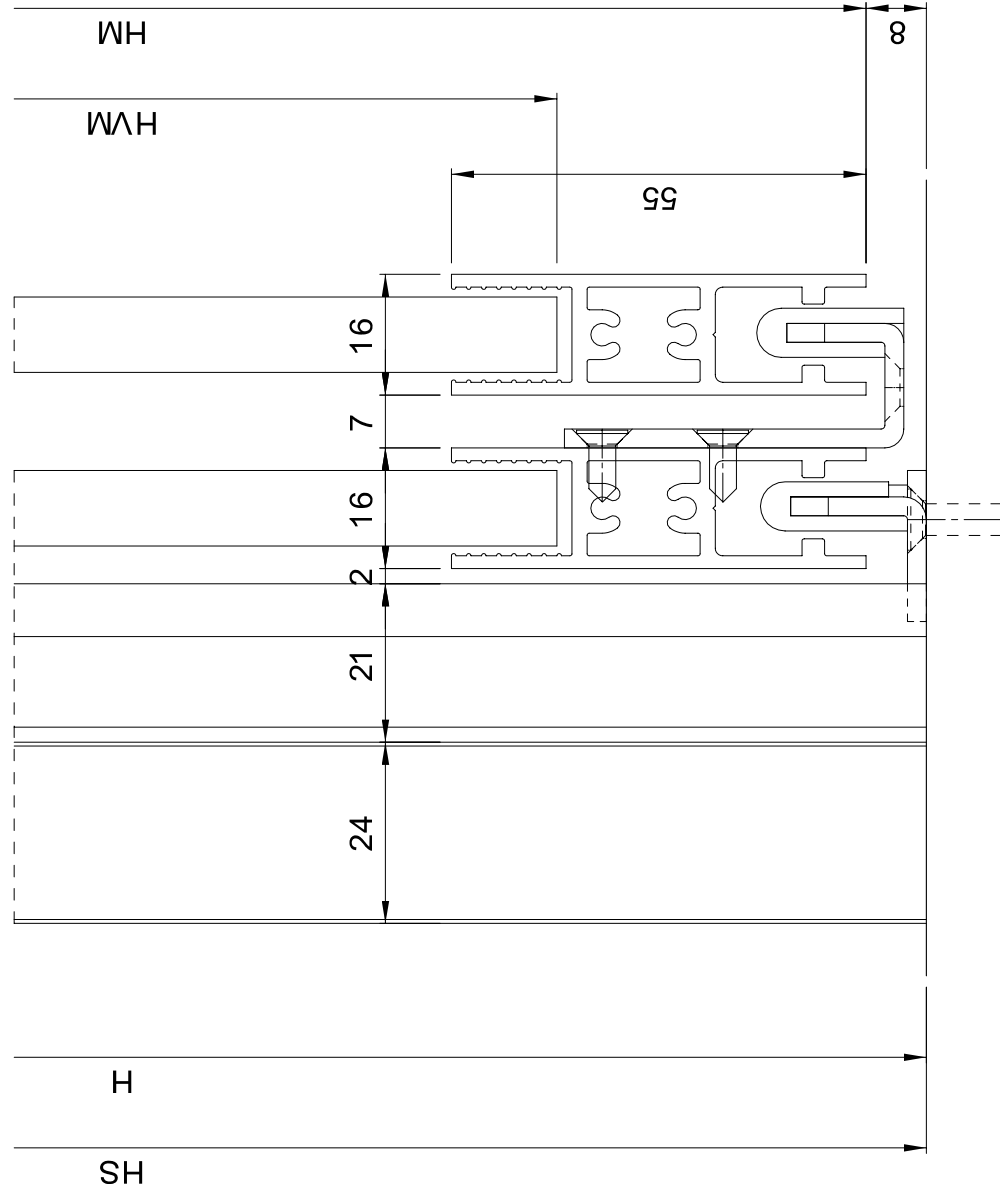






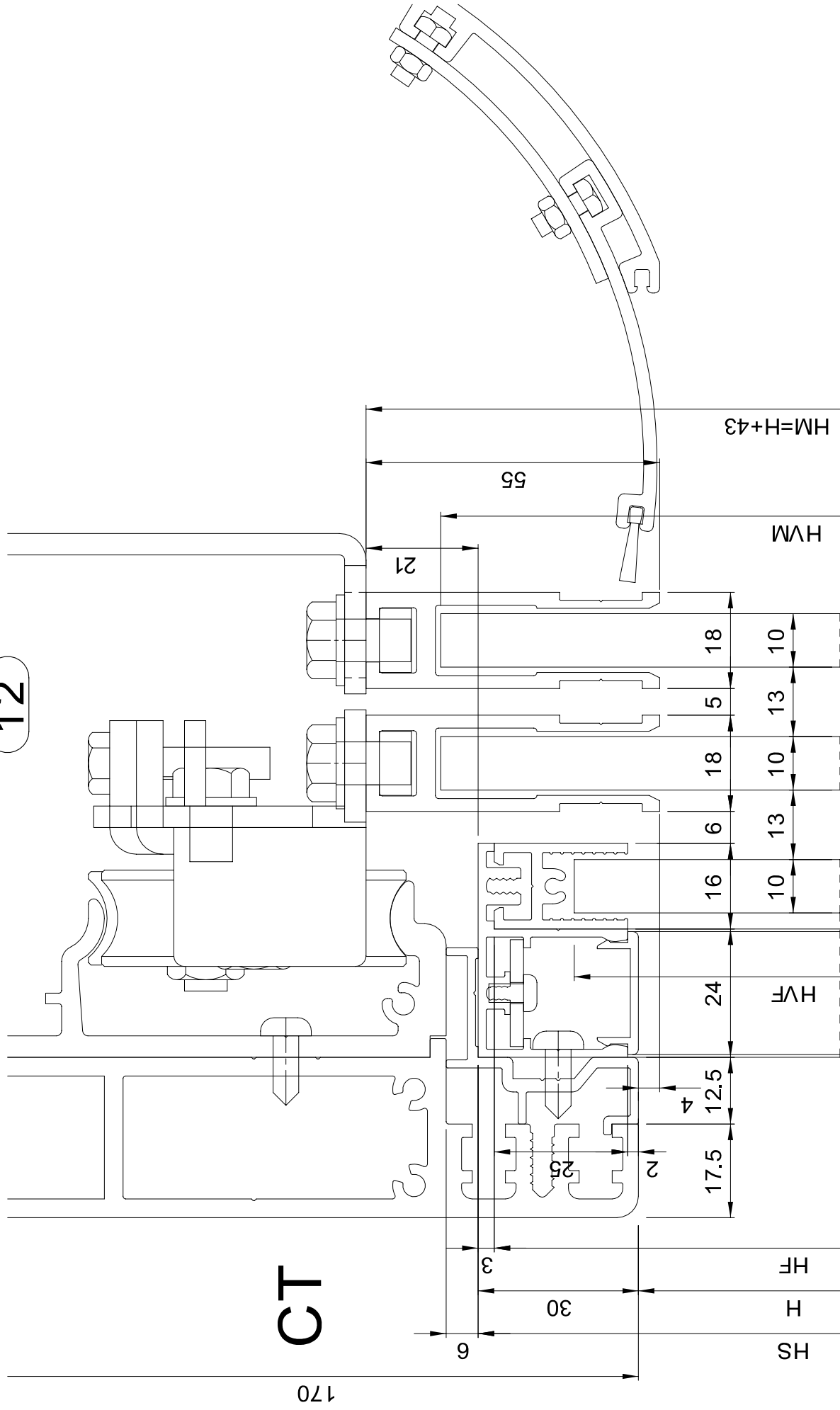
9

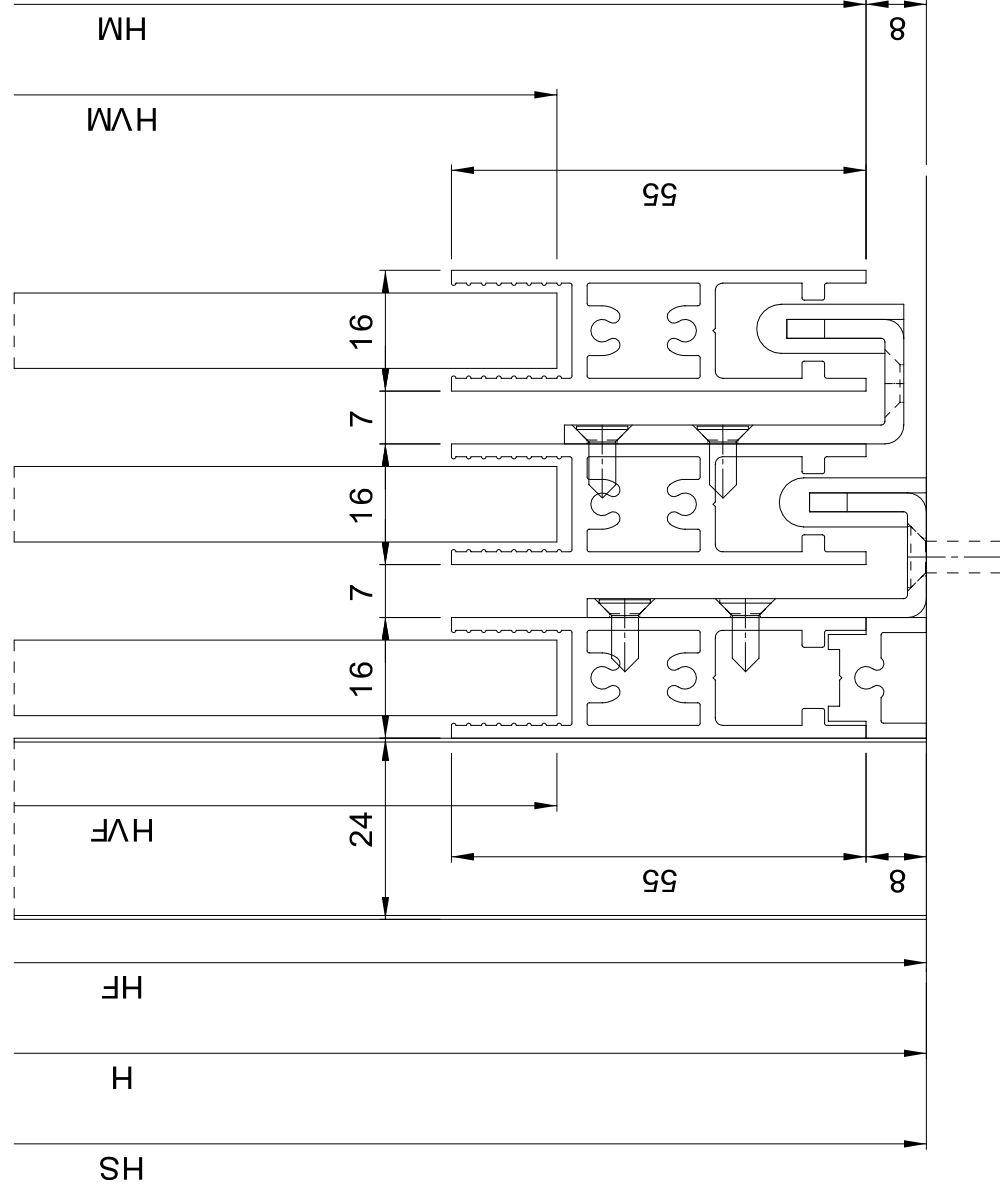






12

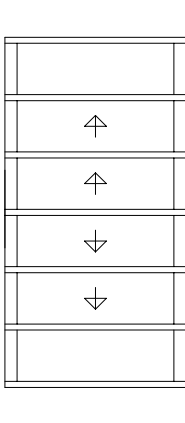
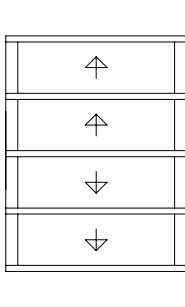
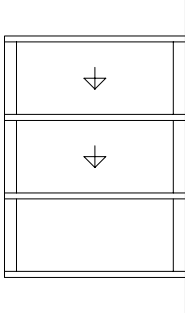
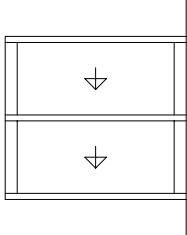




TELAIO A MURO

Wall frame - Chassis au mur  
Wandrahmen - Marco a pared

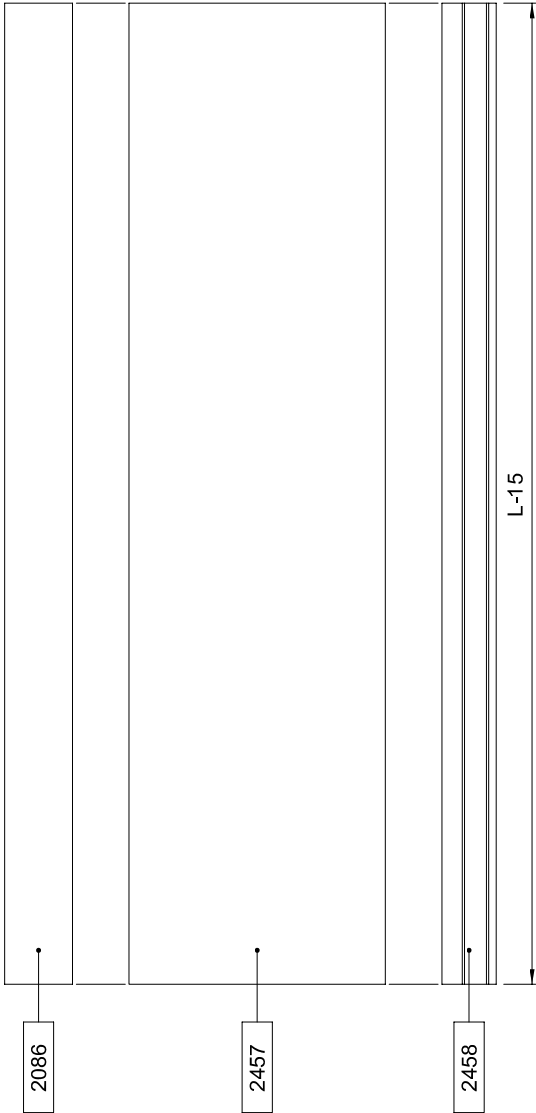
BIS T



ST



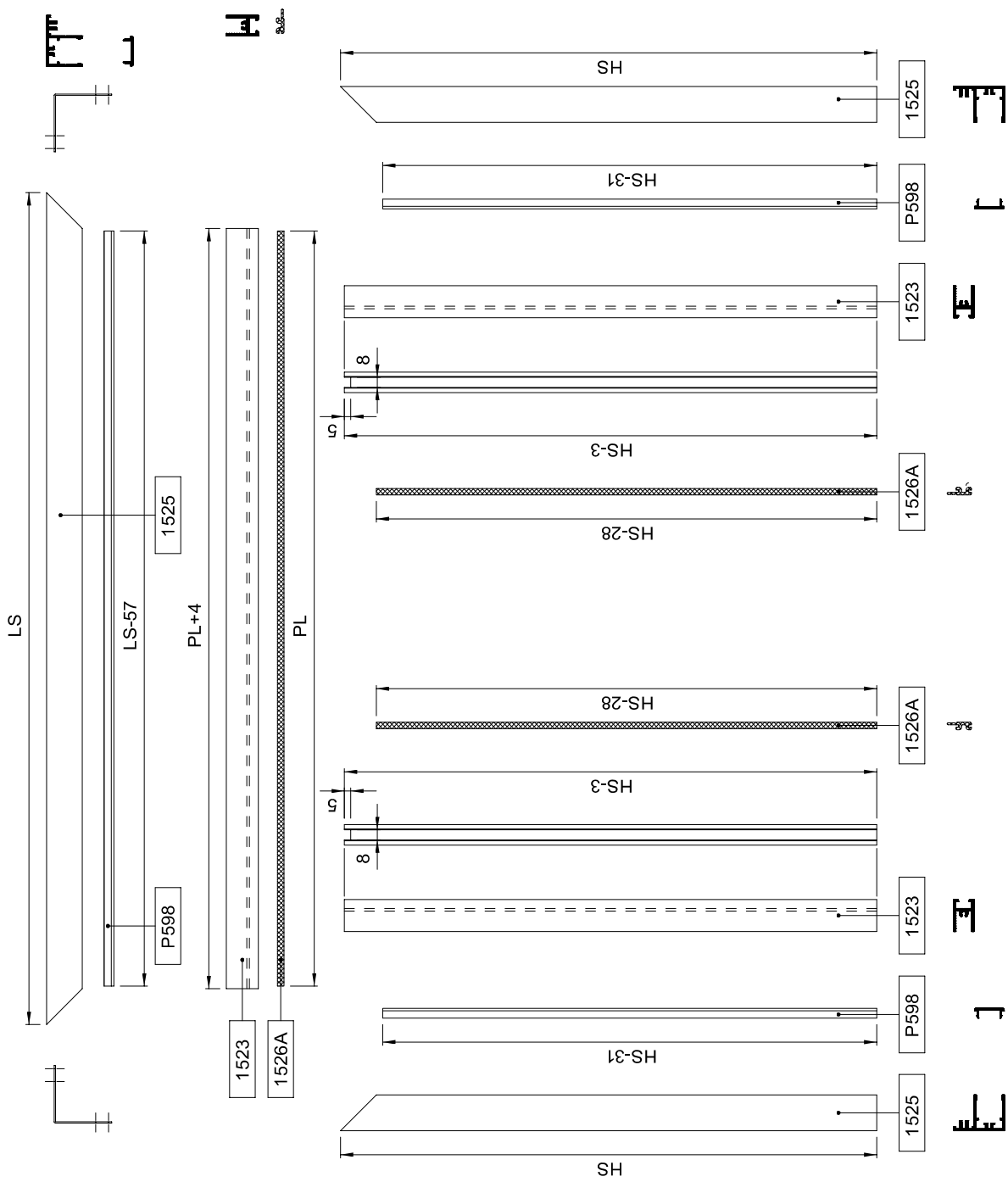
CT



TELAIO A MURO

Wall frame - Chassis au mur  
Wandrahmen - Marco a pared

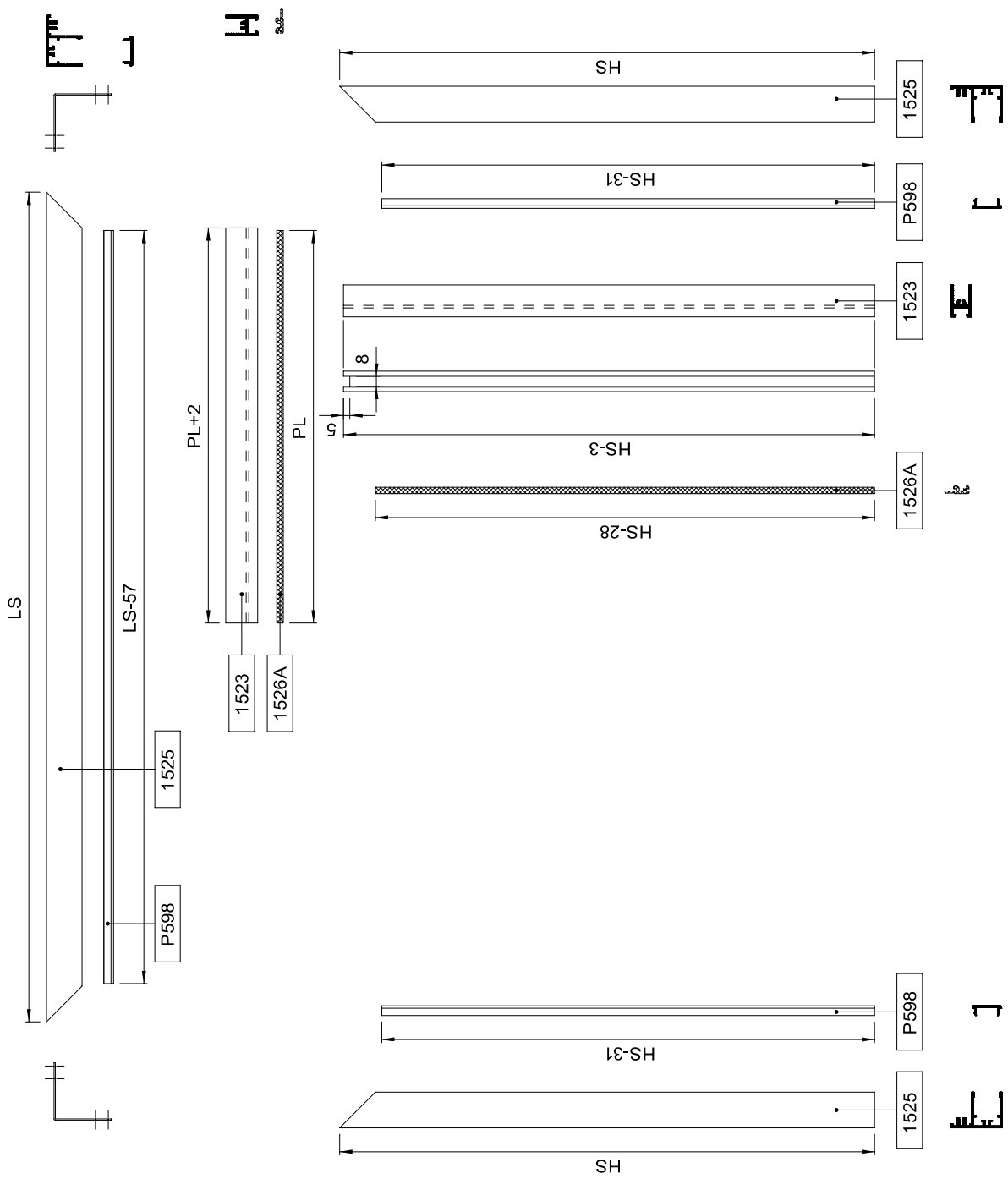
TAV. 404/405/408



TELAIO A MURO

Wall frame - Chassis au mur  
Wandrahmen - Marco a pared

TAV. 406/407

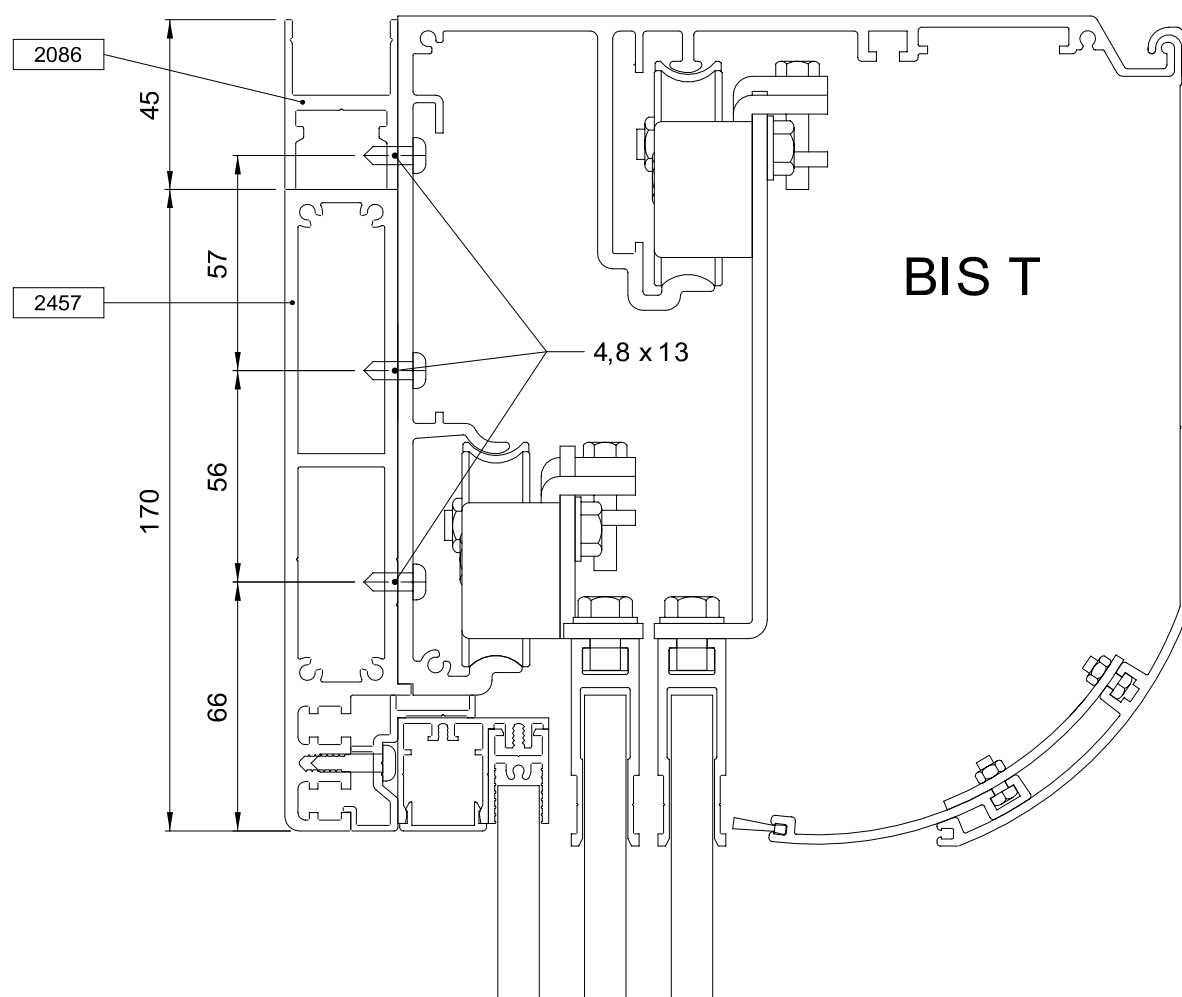


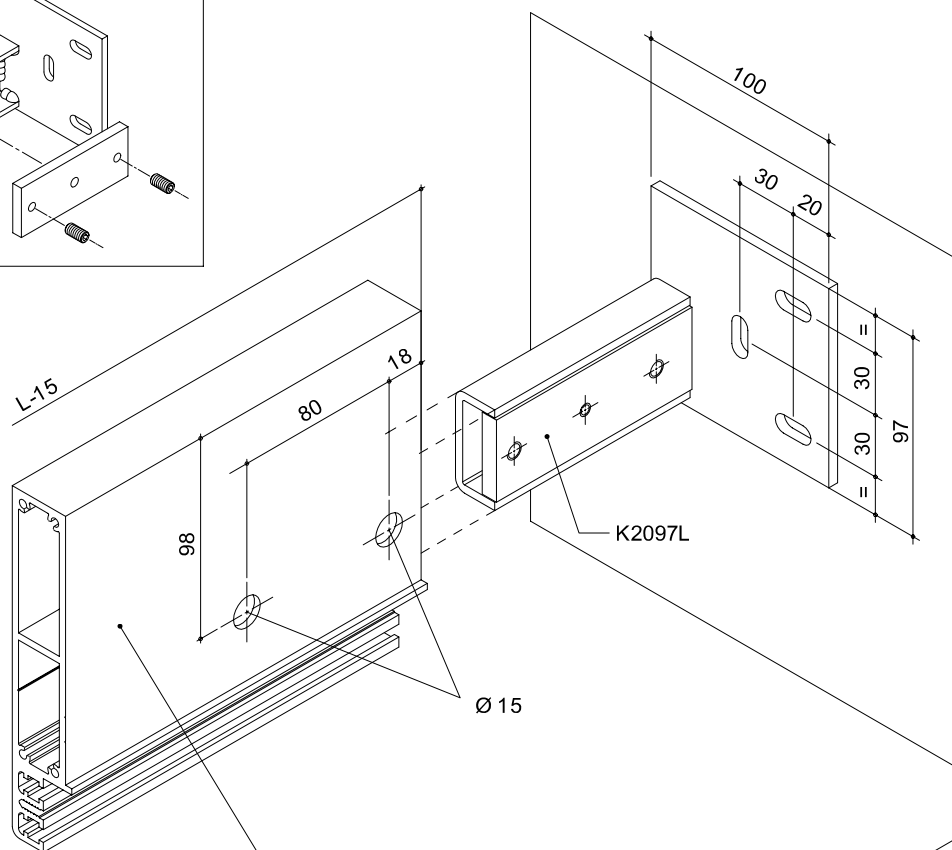
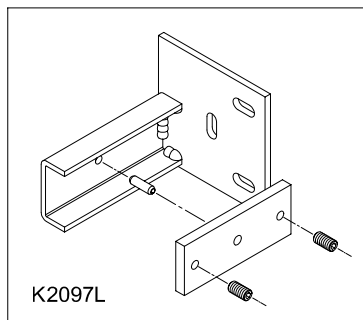


Wall frame - Chassis au mur  
Wandrahmen - Marco a pared

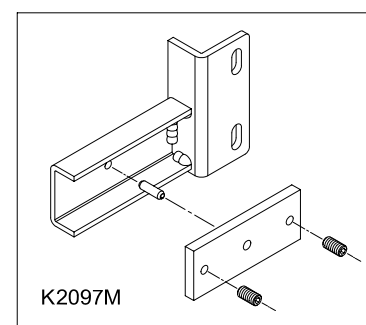
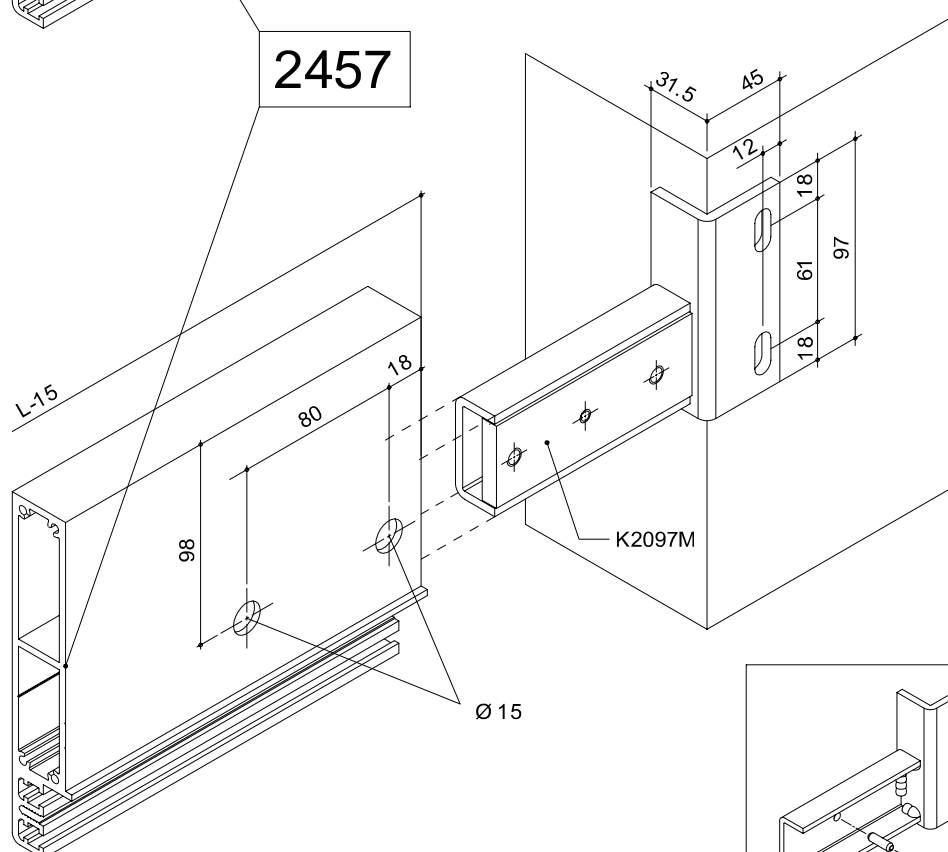
|  |              |  |
|--|--------------|--|
|  |              |  |
|  | $\uparrow$   |  |
|  | $\uparrow$   |  |
|  | $\downarrow$ |  |
|  | $\downarrow$ |  |
|  |              |  |





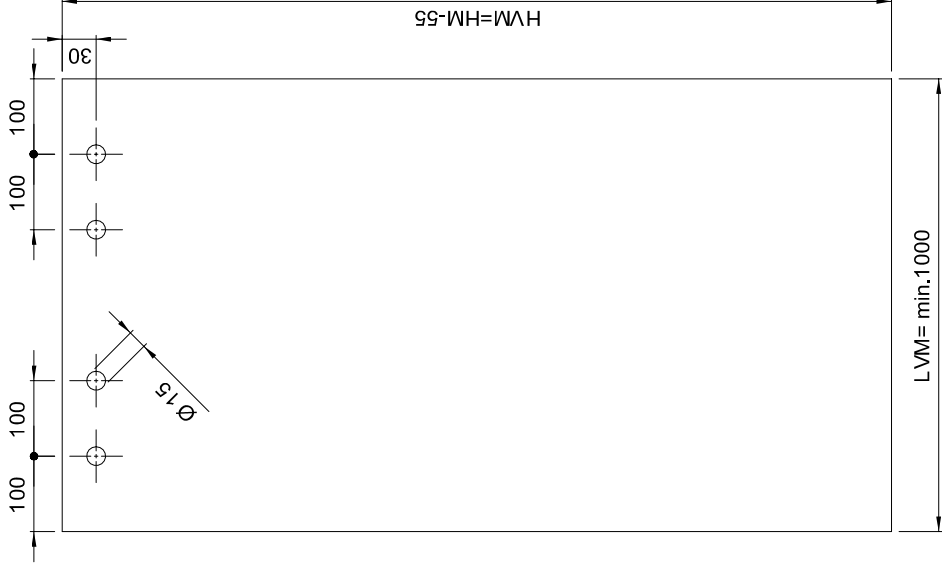
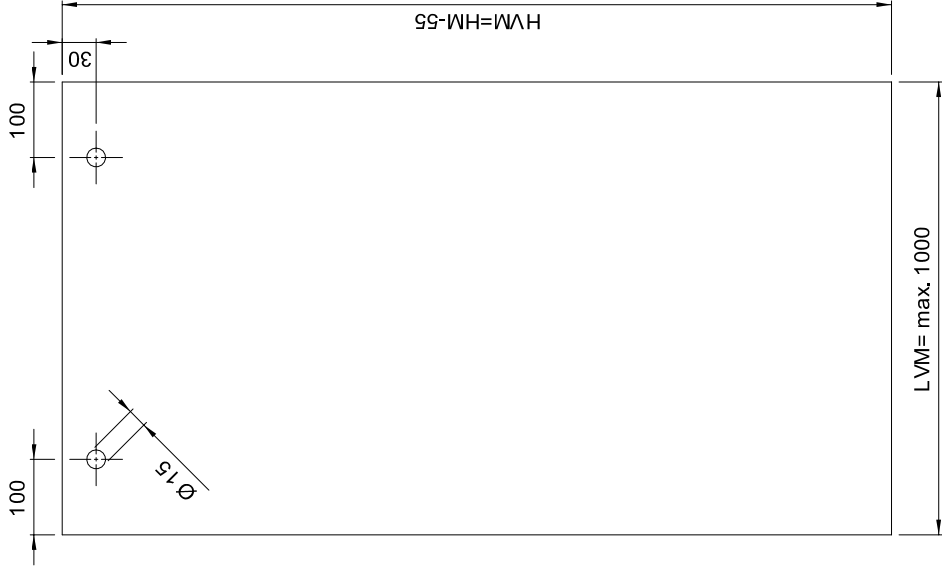


2457



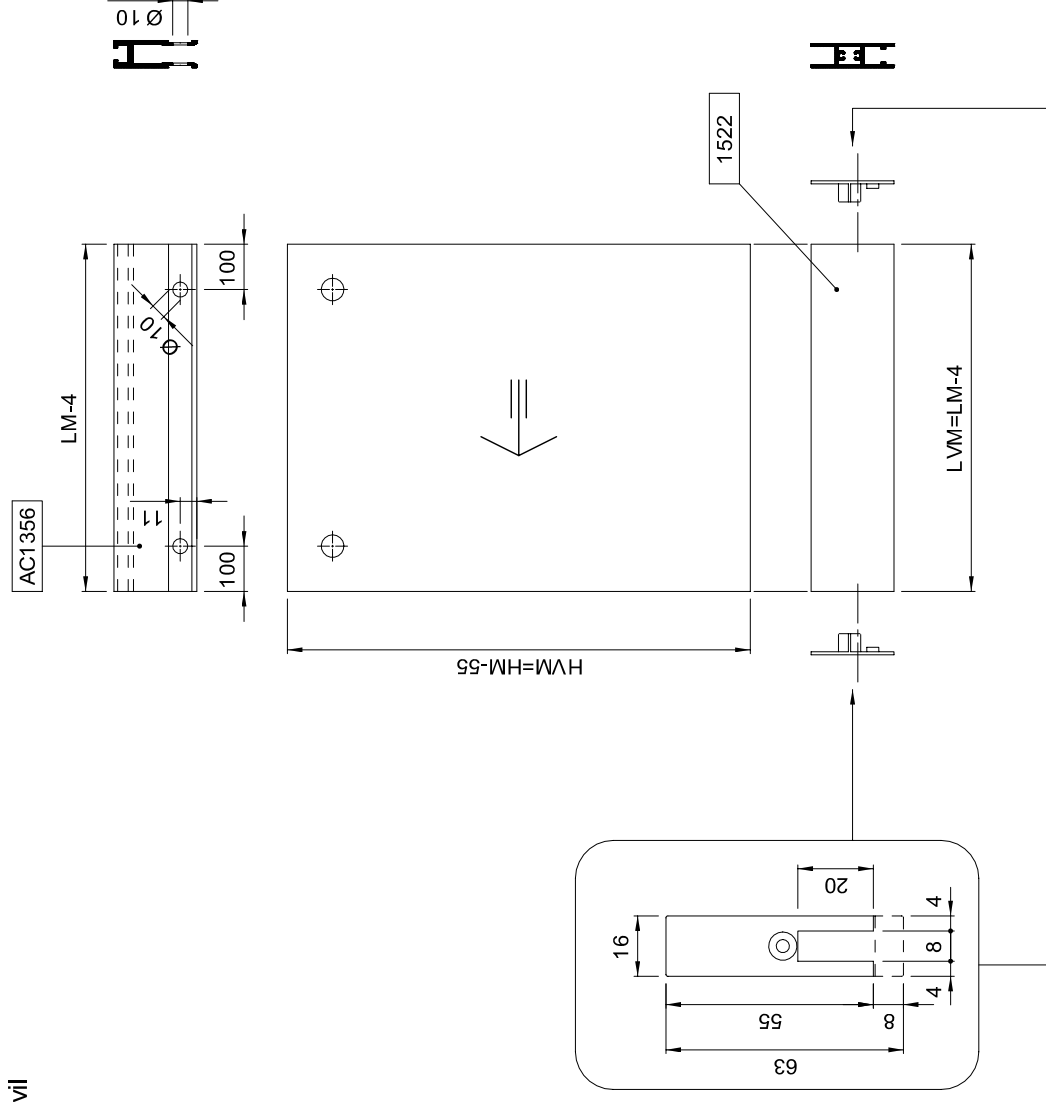
ANTA MOBILE

Mobile door leaf - Vantail mobile  
Fahrflügel - Hoja movíl

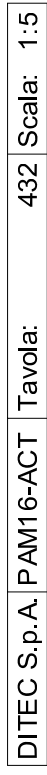


# ANTA MOBILE

Mobile door leaf - Vantail mobile  
Fahrflügel - Hoja móvil

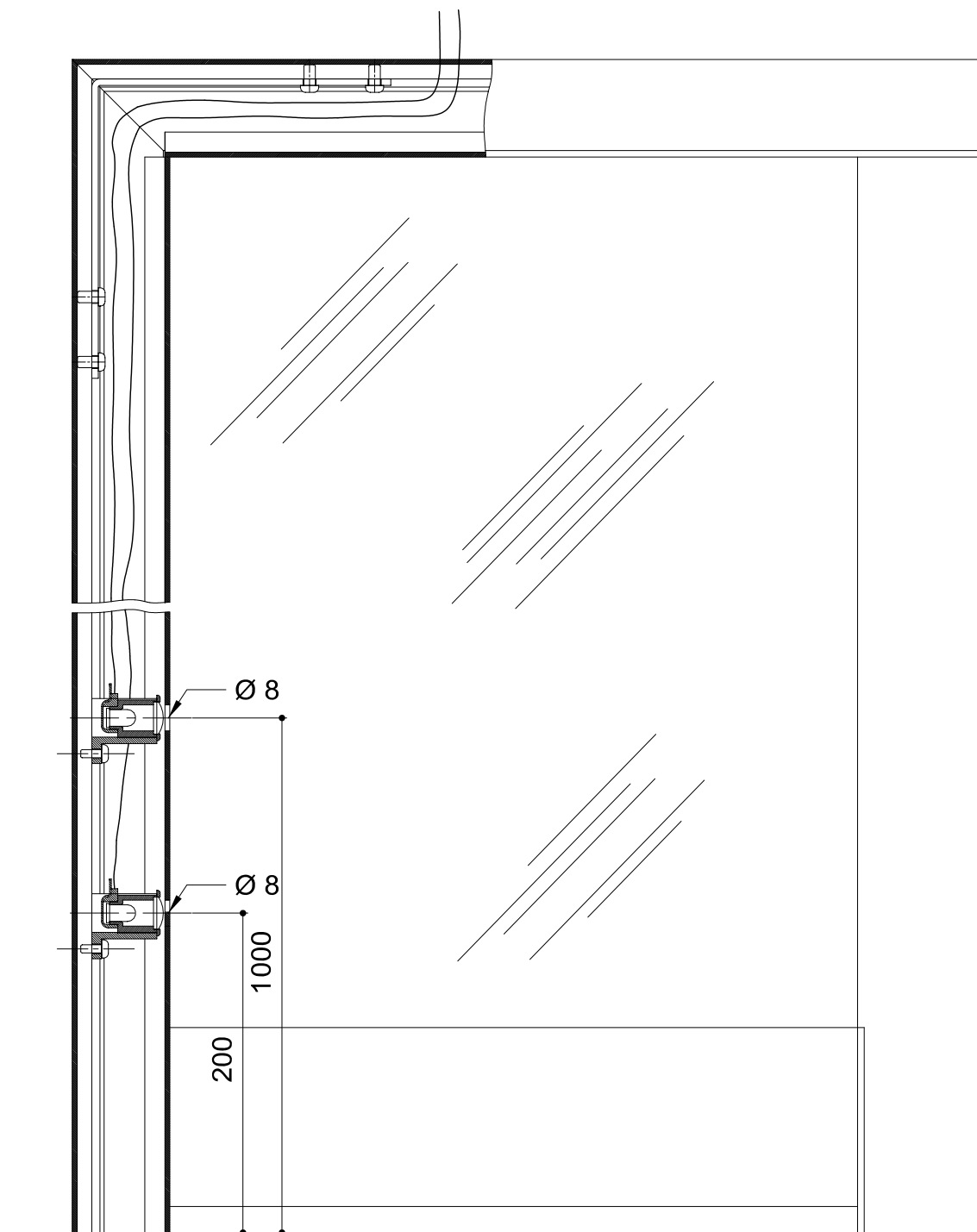


Fixed door leaf - Vantail dormant  
Seitenteil - Hoja fija



# ANTA FISSA

Fixed door leaf - Vantail dormant  
Seitenteil - Hoja fija



**DITEC S.p.A.**

Via Mons. Banfi, 3  
21042 Caronno P.Ia (VA)  
ITALY

Tel. +39 02 963911  
Fax +39 02 9650314

[www.ditec.it](http://www.ditec.it)  
[ditec@ditecva.com](mailto:ditec@ditecva.com)



Quarto d'Altino (VE)



Caronno Pertusella (VA)

**DITEC BELGIUM**

LOKEREN

Tel. +32 9 3560051  
Fax +32 9 3560052

[www.ditecbelgium.be](http://www.ditecbelgium.be)



Lokeren



Oberursel

**DITEC DEUTSCHLAND**

OBERURSEL

Tel. +49 6171 914150  
Fax +49 6171 9141555

[www.ditec-germany.de](http://www.ditec-germany.de)



Palaiseau



Balerna

**DITEC ESPAÑOLA**

ARENYS DE MAR

Tel. +34 937958399  
Fax +34 937959026

[www.ditecespanola.com](http://www.ditecespanola.com)

**DITEC FRANCE**

PALaiseau

Tel. +33 1 64532860  
Fax +33 1 64532861

[www.ditecfrance.com](http://www.ditecfrance.com)

**DITEC GOLD PORTA**

ERMESINDE

Tel. +22 977 35 20  
Fax +22 977 35 28

[www.goldporta.com](http://www.goldporta.com)

**DITEC SVIZZERA**

BALERNA

Tel. +41 91 6463339  
Fax +41 91 6466127

[www.ditecswiss.ch](http://www.ditecswiss.ch)



Orlando

**DITEC AMERICA**

ORLANDO - FLORIDA - U.S.A.

Tel. +1 407 8880699  
Fax +1 407 8882237

[www.ditecamerica.com](http://www.ditecamerica.com)

**DITEC CHINA**

SHANGHAI

Tel. +86 21 62363861  
Fax +86 21 62363863

[www.ditec.cn](http://www.ditec.cn)

**DITEC TURCHIA**

ISTANBUL

Tel. +90 21 28757850  
Fax +90 21 28757798

